ISCAR New Products 2021

Inch Version

Tool+Cutter
Specialists in Cutting Tools Since 1969
phone - 800-265-6056
email - support@toolandcutter.com
WWW.TOOLANDCUTTER.COM

NEOLOGIQ

MACHINING INTELLIGENTLY

Member IMC Group

ISCAR

www.iscar.com

NEOTA
NEO ISCAR TOOL ADVISOR

Find The NEOLOGIQAL Tool For Your Application!

- The virtual tool advisor features advanced AI and 'Big Data' analytics
- Supports with complicated machining tasks and challenges
- Offers a wide range of functions and recommendations to operate machining centers
- Features online service 24/7 in more than 30 languages
- Functions according to ISO13399

Member IMC Group
ISCAR
www.iscar.com

Available now on ISCAR.COM

NEO ITA System Workflow

and the ISCAR World App

ISO TURNING SYSTEMS

PICCO-INDEX New Solid Carbide Holders 4

GRIP SYSTEMS

LOGIQ-F-GRIP High Feed Parting Tools 8
JET-CROWN Clamping Crown with Pinpointed Cooling 14
LOGIQ-F-GRIP Y-Axis Multi-Task Holders 16
SWISS-GRIP New Narrow Parting System 18

HOLE MAKING SYSTEMS

LOGIQ-3-CHAM Exchangeable 3 Flute Drilling Heads 22
SOLID-DRILL Extra Long Solid Carbide Drills 26

MILLING SYSTEMS

NEODO Exact 90° Shouldering Face Mills 30
LOGIQ-4-FEED High Feed Face Mills 32
HELI-SLOT Positive Slotting Cutters 34
NEO-FEED High Feed and Moderate Feed Face Mills 38
MULTI-MASTER Ø1.25" Indexable Milling Heads 42
NEO-BARREL MULTI-MASTER Heads and Solid Carbide Endmills with Unique Barrel Shape 46

ADAPTATION SYSTEMS

NEO-COLLET Highly Rigid and Accurate Collet 50

INSERT MATERIALS

GRADES 53

Tool+Cutter
www.toolandcutter.com

NEOLOGIQTURN

MACHINING INTELLIGENTLY

AMAZING PRODUCTIVITY



PICCOINDEX

INDEXABLE INSERTS

Tool+Cutter

www.toolandcutter.com

VIDEO

PICCOINDEX

INDEXABLE INSERTS

New Solid Carbide Tools

New PICCOINDEX Solid Carbide Tools with Indexable Inserts for **Machining Miniature Parts** and Increased Tool Life

200% Increased Tool Life



PICCOINDEX Heads Can be Mounted on PASSCUT Holders and the NEOPASS Holder

PICCOINDEX
INDEXABLE INSERTS

PICIN-SCLCR/L

Solid Carbide PICCO Tools
Carrying 80° Rhombic Inserts

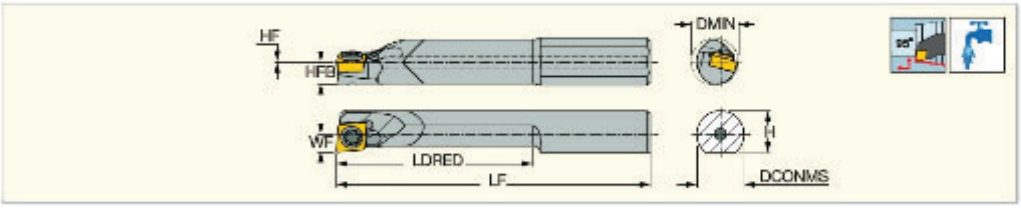

Designation	DCONMS	LF	LDRED	H	HFB	WF	DMIN	HF	CSP[1]	MIID[2]
PICIN 05-T20-SCLCR/L-03	.197	1.378	.79	.177	.083	.073	.177	.000	1	CCGT 03X101-F1P
PICIN 06-T25-SCLCR/L-03	.236	1.575	.98	.213	.114	.089	.236	.000	1	CCGT 03X101-F1P

(1) 1 - With coolant supply
(2) Master insert identification

Spare Parts

Designation		
PICIN-SCLCR/L	CSTA-1.6	T-6/5

PICCOINDEX
INDEXABLE INSERTS

PICIN-MGSIR/L

Solid Carbide PICCO Tools
Carrying Internal Laydown
Threading Inserts

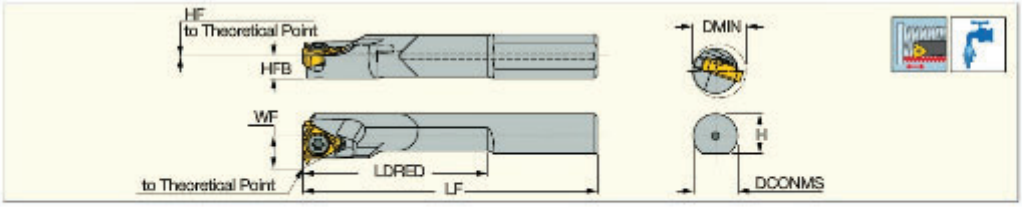

Designation	DCONMS	LF	LDRED	H	WF	DMIN	HF	HFB	CSP[1]	MIID[2]
PICIN 06-T25-MGSIL-06	.236	1.575	.98	.213	.174	.287	.000	.118	1	06IL A 55
PICIN 06-T25-MGSIR-06	.236	1.575	.98	.213	.174	.287	.000	.118	1	06IR A 55

(1) 0 - Without coolant supply, 1 - With coolant supply
(2) Master insert identification

Spare Parts

Designation		
PICIN-MGSIR/L	SR 14-552	T-6/5



Tool+Cutter
www.toolandcutter.com

PICCOINDEX
INDEXABLE INSERTS

PICIN-SWUBR/L

Solid Carbide PICCO Tools Carrying Small WBMT/ WBGT Trigon Inserts

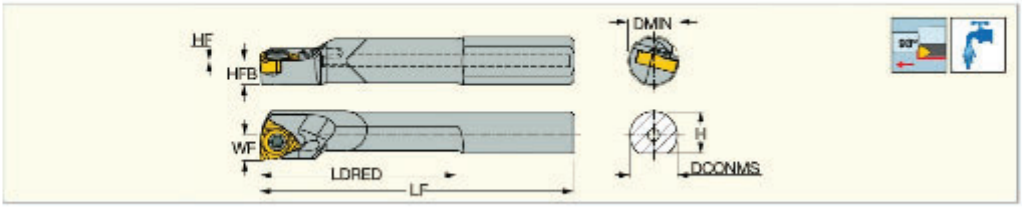

Designation	DCONMS	LF	LDRED	H	HFB	WF	DMIN	HF	CSP[1]	MIID[2]
PICIN 06-T25-SWUBL-06	.236	1.575	.98	.213	.118	.128	.256	.000	1	WBMT 060101R
PICIN 06-T25-SWUBR-06	.236	1.575	.98	.213	.118	.128	.256	.000	1	WBMT 060101L

(1) 1 - With coolant supply
(2) Master insert identification

Spare Parts

Designation		
PICIN-SWUBR/L	SR 14-552	T-6/5

Tool+Cutter
www.toolandcutter.com

NEOPASS
PICCO LINES HOLDER

PICMU

Holders with Improved Cooling Supply Suitable for Mounting PICCOCUT, PICCOJET Inserts and PICCOINDEX Tools

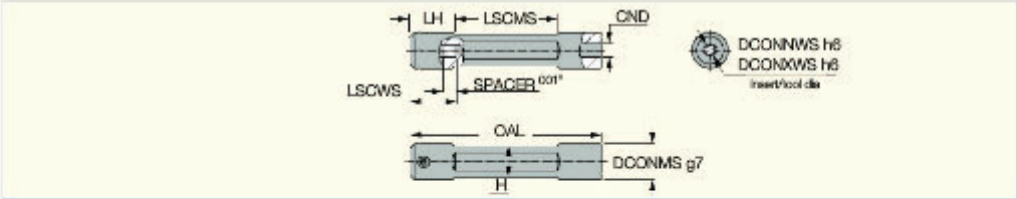

Designation	DCONMS	DCONNWS[1]	DCONXWS[2]	OAL	LH	LSCMS	H	LSCWS	CND
PICMU 12.7-4	.500	.158	.160	3.346	.776	1.795	.433	.7480	.197
PICMU 12.7-5	.500	.197	.199	3.346	.776	1.795	.433	.8070	.236
PICMU 15.9-4	.625	.158	.160	3.346	.776	1.795	.551	.7480	.197
PICMU 15.9-5	.625	.197	.199	3.346	.776	1.795	.551	.8070	.236
PICMU 15.9-6	.625	.236	.238	3.346	.776	1.795	.551	.8070	.236
PICMU 15.9-7	.625	.276	.278	3.346	.776	1.795	.551	.8190	.315
PICMU 19-4	.750	.158	.160	3.346	.776	1.795	.709	.7480	.197
PICMU 19-5	.750	.197	.199	3.346	.776	1.795	.709	.8070	.236
PICMU 19-6	.750	.236	.238	3.346	.776	1.795	.709	.8070	.236
PICMU 19-7	.750	.276	.278	3.346	.776	1.795	.709	.8190	.315
PICMU 25.4-4	1.000	.158	.160	3.346	.776	1.795	.787	.7480	.197
PICMU 25.4-5	1.000	.197	.199	3.346	.776	1.795	.787	.8070	.236
PICMU 25.4-6	1.000	.236	.238	3.346	.776	1.795	.787	.8070	.236
PICMU 25.4-7	1.000	.276	.278	3.346	.776	1.795	.787	.8190	.315

• Holders are suitable for left- and right-hand inserts, and boring bars
(1) Minimum diameter
(2) Maximum diameter

Spare Parts

Designation			
PICMU 12.7-4	.2363[a]	SR M5x0.5x6-PF	HW 2.5
PICMU 12.7-5	.2363[a]	SR M5x0.5x6-PF	HW 2.5
PICMU 15.9-4	.2363[a]	SR M5x0.5x6-PF	HW 2.5
PICMU 15.9-5	.2363[a]	SR M5x0.5x6-PF	HW 2.5
PICMU 15.9-6	.2363[a]	SR M5x0.5x6-PF	HW 3.0
PICMU 15.9-7	.2756[a]	SR M5x0.5x6-PF	HW 3.0
PICMU 19-4	.2363[a]	SR M5x0.5x6-PF	HW 2.5
PICMU 19-5	.2363[a]	SR M5x0.5x6-PF	HW 2.5
PICMU 19-6	.2363[a]	SR M5x0.5x6-PF	HW 3.0
PICMU 19-7	.2756[a]	SR M5x0.5x6-PF	HW 3.0
PICMU 25.4-4	-	SR M5x0.5x6-PF	HW 2.5
PICMU 25.4-5	.2363[a]	SR M5x0.5x6-PF	HW 2.5
PICMU 25.4-6	.2363[a]	SR M5x0.5x6-PF	HW 3.0
PICMU 25.4-7	.2363[a]	SR M5x0.5x6-PF	HW 3.0

(a) Use only with PICCO CUT

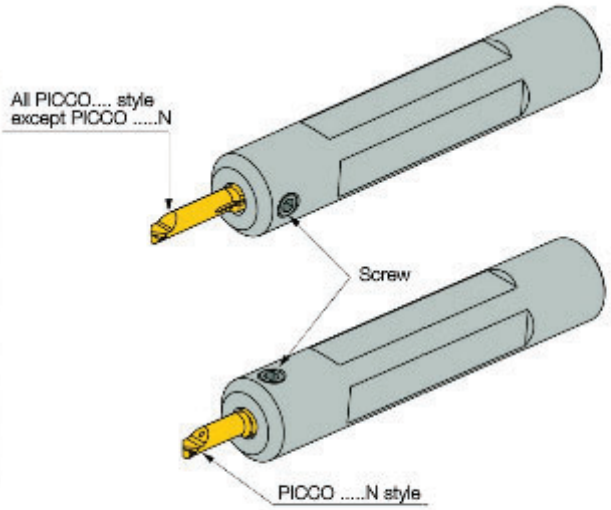

NEOLOGIQTURN

MACHINING INTELLIGENTLY

AMAZING PRODUCTIVITY



LOGIQFGRIP
HIGH FEED GRIP HOLDER

JETCROWN
LOGIQ JET COOLANT

SWISSGRIP
NARROW WIDTHS

VIDEO

D82

VIDEO

D160

LOGIQFGRIP

HIGH FEED GRIP HOLDER

High Feed Parting

Parting Tools with No Vibration!

Revolutionary Quad Blade and Unique Holder **Enables Deeper Parting with High Feed Rates.** Guaranteed Vibration - Free Parting, High Part Straightness, and Improved Surface Finish Lead to Material Savings. A 6.30" Bar Diameter Can be Cut with a .118" Insert.

300% Increased Productivity



TANGGRIP
PARTING LINE

New Insert Designed for High Feed Parting

Parting Larger Than Ever, Up to 6.30" Diameter

LOGIQ F GRIP
HIGH FEED GRIP HOLDER

TGTBQ-JHP

Tool Blocks for Square TANG-F-GRIP and DO-F-GRIP Parting and Grooving Adapters for High Pressure Coolant

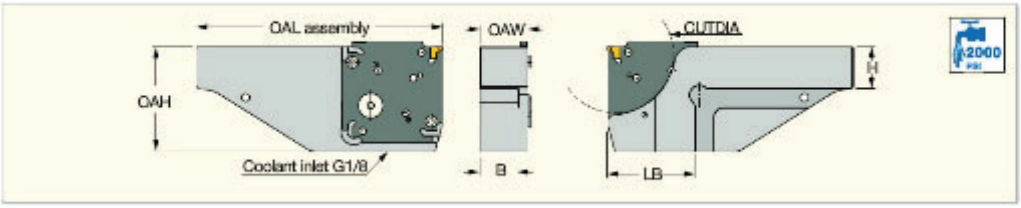

Designation	OAH	H	B	OAW	OAL	LB	CUTDIA
TGTBQ 19L-D52-JHP	1.97	.750	.772	1.008	4.803	1.339	2.05
TGTBQ 19R-D52-JHP	1.97	.750	.772	1.008	4.803	1.339	2.05
TGTBQ 25.4L-D52-JHP	1.97	1.000	1.024	1.260	5.197	1.339	2.05
TGTBQ 25.4R-D52-JHP	1.97	1.000	1.024	1.260	5.197	1.339	2.05
TGTBQ 19L-D62-JHP	2.52	.750	.772	1.008	5.512	2.087	3.23
TGTBQ 19R-D62-JHP	2.52	.750	.772	1.008	5.512	2.087	3.23
TGTBQ 25.4L-D62-JHP	2.52	1.000	1.024	1.260	5.906	2.087	3.23
TGTBQ 25.4R-D62-JHP	2.52	1.000	1.024	1.260	5.906	2.087	3.23
TGTBQ 31.8L-D62-JHP	2.52	1.250	1.280	1.516	5.925	2.106	3.23
TGTBQ 31.8R-D62-JHP	2.52	1.250	1.280	1.516	5.925	2.106	3.23
TGTBQ 25.4L-D120-JHP	3.74	1.000	1.024	1.260	6.496	2.638	4.72
TGTBQ 25.4R-D120-JHP	3.74	1.000	1.024	1.260	6.496	2.638	4.72
TGTBQ 31.8L-D120-JHP	3.74	1.250	1.280	1.516	6.496	2.638	4.72
TGTBQ 31.8R-D120-JHP	3.74	1.250	1.280	1.516	6.496	2.638	4.72
TGTBQ 25.4L-D160-JHP	4.21	1.000	1.024	1.260	7.500	3.642	6.30
TGTBQ 25.4R-D160-JHP	4.21	1.000	1.024	1.260	7.500	3.642	6.30
TGTBQ 31.8L-D160-JHP	4.21	1.250	1.280	1.516	7.500	3.642	6.30
TGTBQ 31.8R-D160-JHP	4.21	1.250	1.280	1.516	7.500	3.642	6.30
TGTBQ 38.1L-D160-JHP	4.21	1.500	1.520	1.756	7.500	3.642	6.30
TGTBQ 38.1R-D160-JHP	4.21	1.500	1.520	1.756	7.500	3.642	6.30

Table determining depth of cut for grooving as function of workpiece diameter.

Designation	CUTDIA																	
TGTBQ...D52-JHP	2.08	2.12	2.16	2.20	2.24	2.32	2.40	2.51	2.63	2.79	2.95	3.18	3.46	3.77	4.21	4.80	5.55	6.65
TGTBQ...D62-JHP	4.21	4.33	4.48	4.68	4.88	5.11	5.39	5.70	6.06	6.49	7.00	7.63	8.38	9.33	10.51	12.12	14.29	17.44
TGTBQ...D120-JHP	7.95	8.26	8.62	9.01	9.44	9.96	10.51	11.14	11.88	12.75	13.74	14.96	16.41	18.18	20.39	23.30	27.12	32.55
TGTBQ...D160-JHP	13.58	14.21	14.84	15.59	16.45	17.36	18.42	19.64	20.62	22.67	24.56	26.85	29.64	33.07	37.44	43.14	50.94	62.32
CDX	.82	.78	.74	.70	.66	.62	.58	.54	.50	.46	.42	.38	.35	.31	.27	.23	.19	.15

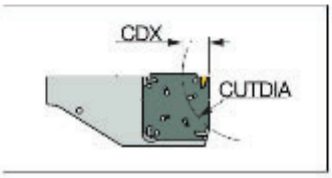

Designation	CUTDIA															
TGTBQ...D62-JHP	3.26	3.26	3.30	3.30	3.34	3.38	3.42	3.46	3.50	3.58	3.62	3.70	3.77	3.85	3.97	4.05
TGTBQ...D120-JHP	5.47	5.55	5.63	5.71	5.82	5.90	6.02	6.14	6.30	6.45	6.61	6.77	6.96	7.20	7.40	7.67
TGTBQ...D160-JHP	8.66	8.85	9.01	9.21	9.40	9.64	9.88	10.11	10.39	10.66	10.98	11.33	11.73	12.12	12.59	13.07
CDX	1.45	1.41	1.37	1.33	1.29	1.26	1.22	1.18	1.14	1.10	1.06	1.02	.98	.94	.90	.86

Designation	CUTDIA																
TGTBQ...D120-JHP	4.76	4.80	4.84	4.84	4.88	4.92	4.92	4.96	5.00	5.03	5.07	5.11	5.15	5.19	5.27	5.31	5.39
TGTBQ...D160-JHP	6.73	6.96	7.12	7.20	7.24	7.32	7.40	7.48	7.59	7.67	7.79	7.87	7.99	8.11	8.23	8.38	8.54
CDX	2.20-2.38	2.08-2.16	2.04	2.00	1.96	1.92	1.88	1.85	1.81	1.77	1.73	1.69	1.65	1.61	1.57	1.53	1.49

1. **Block:** TGTBQ...D...
2. **Blade:** T/DGAQ...
3. **Locating Pin:** Side thrust Pin .118"
4. **Screw:** SR M4x10 ISO 14580
5. **Screw:** SR M4x9-Seal-JHP
6. **Seal washer:** CSW 1/8"
7. **O-ring:** O-ring 10x2 NBR

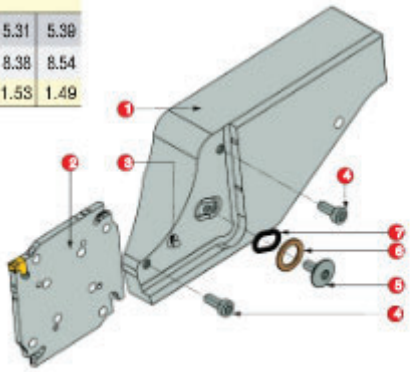

Spare Parts

Designation							
TGTBQ-JHP	SR M4X9-SEAL-JHP	SIDE THRUST PIN .118"	JHP COPPER SEAL 1/8"	SR ISO 14580 M4X10	SW6-SD	BLD T20/S7	O-RING 10X2 NBR

Tool+Cutter
www.toolandcutter.com

TANGFGRIP HIGH FEED PARTING

TGAQ-JHP

Parting and Grooving Square Adapters for TANG-GRIP Tangentially Clamped Inserts with Internal Coolant Holes

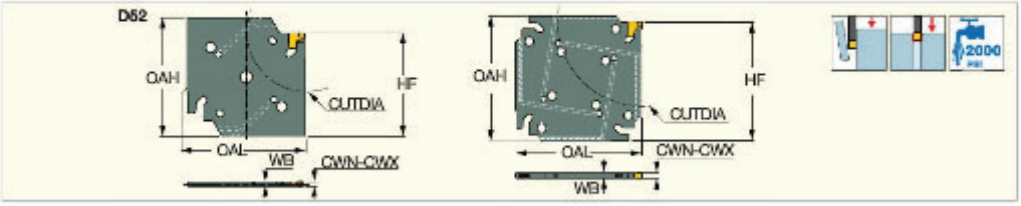

Designation	OAL	OAH	CWN[1]	CWX[2]	WB	HF	CUTDIA[3]	MIID[4]	CSP[5]
TGAQ D52-2-2Z-JHP	1.968	1.97	.071	.098	.065	1.713	2.05	TAG 2	1
TGAQ D52-3-2Z-JHP	1.968	1.97	.110	.138	.098	1.713	2.05	TAG 3	1
TGAQ D52-4-2Z-JHP	1.968	1.97	.146	.177	.134	1.713	2.05	TAG 4	1
TGAQ D82-2-4Z-JHP	2.402	2.40	.071	.098	.065	2.283	3.23	TAG 2	1
TGAQ D82-3-4Z-JHP	2.402	2.40	.110	.138	.098	2.283	3.23	TAG 3	1
TGAQ D82-4-4Z-JHP	2.402	2.40	.146	.177	.134	2.283	3.23	TAG 4	1
TGAQ D120-3-4Z-JHP	3.563	3.56	.110	.138	.098	3.307	4.72	TAG 3	1
TGAQ D120-4-4Z-JHP	3.563	3.56	.146	.177	.134	3.307	4.72	TAG 4	1
TGAQ D120-5-4Z-JHP	3.563	3.56	.185	.217	.157	3.307	4.72	TAG 5	1
TGAQ D160-3-4Z-JHP	3.937	3.94	.110	.138	.098	3.819	6.30	TAG 3	1
TGAQ D160-4-4Z-JHP	3.937	3.94	.146	.177	.134	3.819	6.30	TAG 4	1
TGAQ D160-5-4Z-JHP	3.937	3.94	.185	.217	.157	3.819	6.30	TAG 5	1

- Suitable for all TANG-GRIP inserts

(1) Minimum cutting width
(2) Maximum cutting width
(3) Maximum diameter for parting
(4) Master insert identification
(5) 1 - With coolant supply

Flow Rate vs. Pressure

Designation	1000 PSI Flow Rate (GPM)	1450 PSI Flow Rate (GPM)	2000 PSI Flow Rate (GPM)
TGAQ D.../-2.../-3...-JHP	1.1-1.9	1.3-2.1	1.6-2.4
TGAQ D.../-4.../-5...-JHP	1.6-1.9	1.9-2.1	2.1-2.4

Spare Parts

Designation			
TGAQ D52-2-2Z-JHP	SR M4X9-SEAL-JHP	JHP COPPER SEAL 1/8"	ETG 2*
TGAQ D52-3-2Z-JHP	SR M4X9-SEAL-JHP	JHP COPPER SEAL 1/8"	ETG 3-4-SH*
TGAQ D52-4-2Z-JHP	SR M4X9-SEAL-JHP	JHP COPPER SEAL 1/8"	ETG 3-4-SH*
TGAQ D82-2-4Z-JHP	SR M4X9-SEAL-JHP	JHP COPPER SEAL 1/8"	ETG 2*
TGAQ D82-3-4Z-JHP	SR M4X9-SEAL-JHP	JHP COPPER SEAL 1/8"	ETG 3-4-SH*
TGAQ D82-4-4Z-JHP	SR M4X9-SEAL-JHP	JHP COPPER SEAL 1/8"	ETG 3-4-SH*
TGAQ D120-3-4Z-JHP	SR M4X9-SEAL-JHP	JHP COPPER SEAL 1/8"	ETG 3-4-SH*
TGAQ D120-4-4Z-JHP	SR M4X9-SEAL-JHP	JHP COPPER SEAL 1/8"	ETG 3-4-SH*
TGAQ D120-5-4Z-JHP	SR M4X9-SEAL-JHP	JHP COPPER SEAL 1/8"	ETG 5-7*
TGAQ D160-3-4Z-JHP	SR M4X9-SEAL-JHP	JHP COPPER SEAL 1/8"	ETG 3-4-SH*
TGAQ D160-4-4Z-JHP	SR M4X9-SEAL-JHP	JHP COPPER SEAL 1/8"	ETG 3-4-SH*
TGAQ D160-5-4Z-JHP	SR M4X9-SEAL-JHP	JHP COPPER SEAL 1/8"	ETG 5-7*

Tool+Cutter
www.toolandcutter.com

TANGFGRIP HIGH FEED PARTING

TGAQ

Parting and Grooving Square Adapters for TANG-GRIP Tangentially Clamped Inserts

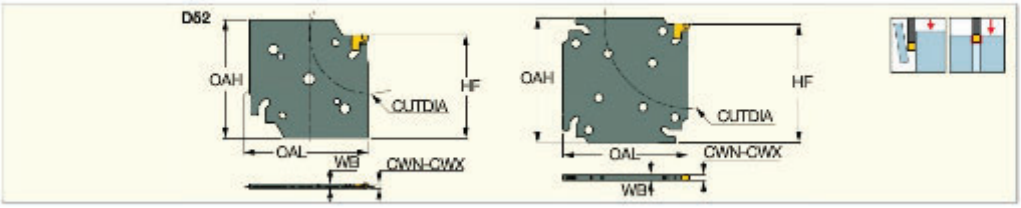

Designation	OAL	OAH	CWN[1]	CWX[2]	WB	HF	CUTDIA[3]	MIID[4]	CSP[5]
TGAQ D52-2-2Z	1.968	1.97	.071	.098	.065	1.713	2.05	TAG 2	0
TGAQ D52-3-2Z	1.968	1.97	.110	.138	.098	1.713	2.05	TAG 3	0
TGAQ D52-4-2Z	1.968	1.97	.146	.177	.134	1.713	2.05	TAG 4	0
TGAQ D82-2-4Z	2.402	2.40	.071	.098	.065	2.283	3.23	TAG 2	0
TGAQ D82-3-4Z	2.402	2.40	.110	.138	.098	2.283	3.23	TAG 3	0
TGAQ D82-4-4Z	2.402	2.40	.146	.177	.134	2.283	3.23	TAG 4	0
TGAQ D120-3-4Z	3.563	3.56	.110	.138	.098	3.307	4.72	TAG 3	0
TGAQ D120-4-4Z	3.563	3.56	.146	.177	.134	3.307	4.72	TAG 4	0
TGAQ D120-5-4Z	3.563	3.56	.185	.217	.157	3.307	4.72	TAG 5	0
TGAQ D160-3-4Z	3.937	3.94	.110	.138	.098	3.819	6.30	TAG 3	0
TGAQ D160-4-4Z	3.937	3.94	.146	.177	.134	3.819	6.30	TAG 4	0
TGAQ D160-5-4Z	3.937	3.94	.185	.217	.157	3.819	6.30	TAG 5	0

- Suitable for all TANG-GRIP inserts

(1) Minimum cutting width
(2) Maximum cutting width
(3) Maximum diameter for parting
(4) Master insert identification
(5) 0 - Without coolant supply

Tool+Cutter
www.toolandcutter.com

Spare Parts

Designation		
TGAQ D52-2-2Z	SR ISO 14580 M4X10	ETG 2*
TGAQ D52-3-2Z	SR ISO 14580 M4X10	ETG 3-4-SH*
TGAQ D52-4-2Z	SR ISO 14580 M4X10	ETG 3-4-SH*
TGAQ D82-2-4Z	SR ISO 14580 M4X10	ETG 2*
TGAQ D82-3-4Z	SR ISO 14580 M4X10	ETG 3-4-SH*
TGAQ D82-4-4Z	SR ISO 14580 M4X10	ETG 3-4-SH*
TGAQ D120-3-4Z	SR ISO 14580 M4X10	ETG 3-4-SH*
TGAQ D120-4-4Z	SR ISO 14580 M4X10	ETG 3-4-SH*
TGAQ D120-5-4Z	SR ISO 14580 M4X10	ETG 5-7*
TGAQ D160-3-4Z	SR ISO 14580 M4X10	ETG 3-4-SH*
TGAQ D160-4-4Z	SR ISO 14580 M4X10	ETG 3-4-SH*
TGAQ D160-5-4Z	SR ISO 14580 M4X10	ETG 5-7*



DO-GRIP TWISTED 3-SIDED

DGAQ-JHP

Parting and Grooving Square Adapters for DO-GRIP Inserts with Internal Coolant Holes

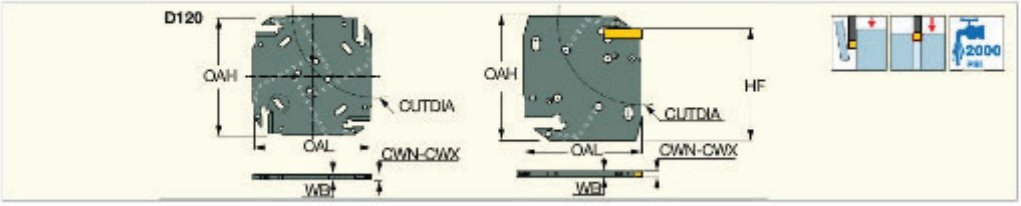

Designation	OAL	OAH	CWN[1]	CWX[2]	WB	HF	CUTDIA[3]	MIID[4]	CSP[5]
DGAQ D52-2-2Z-JHP	1.968	1.97	.075	.098	.068	1.713	2.05	DGN 2	1
DGAQ D52-3-2Z-JHP	1.968	1.97	.118	.125	.098	1.713	2.05	DGN 3	1
DGAQ D52-4-2Z-JHP	1.968	1.97	.157	.157	.126	1.713	2.05	DGN 4	1
DGAQ D62-3-2Z-JHP	2.402	2.54	.118	.125	.098	2.283	3.23	DGN 3	1
DGAQ D62-4-2Z-JHP	2.402	2.54	.157	.157	.126	2.283	3.23	DGN 4	1
DGAQ D62-5-2Z-JHP	2.402	2.54	.197	.197	.157	2.283	3.23	DGN 5	1
DGAQ D120-4-4Z-JHP	3.563	3.56	.157	.157	.126	3.307	4.72	DGN 4	1
DGAQ D120-5-4Z-JHP	3.563	3.56	.197	.197	.157	3.307	4.72	DGN 5	1

- When using .079 and .118" double-sided inserts, the depth of cut is limited up to .75". For larger depth, use a DGNM type single-ended insert.

(1) Minimum cutting width
(2) Maximum cutting width
(3) Maximum diameter for parting
(4) Master insert identification
(5) 1 - With coolant supply

Flow Rate vs. Pressure

Designation	1000 PSI Flow Rate (GPM)	1450 PSI Flow Rate (GPM)	2000 PSI Flow Rate (GPM)
DGAQ D.../-2.../-3...-JHP	1.1-1.9	1.3-2.1	1.6-2.4
DGAQ D.../-4.../-5...-JHP	1.6-1.9	1.9-2.1	2.1-2.4

Spare Parts

Designation			
DGAQ-JHP	SR M4X9-SEAL-JHP	JHP COPPER SEAL 1/8"	EDG 33A"

Tool+Cutter
www.toolandcutter.com



DGAQ
Parting and Grooving Square
Adapters for DO-GRIP Inserts

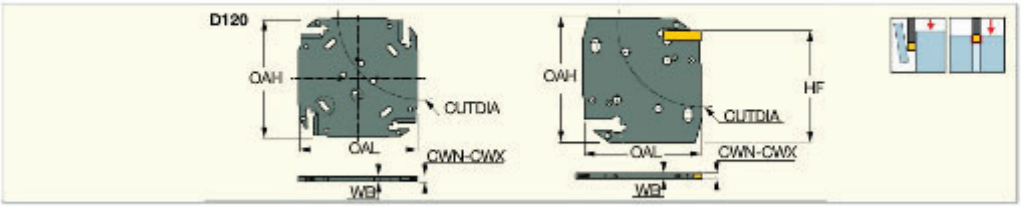

Designation	OAL	OAH	CWN[1]	CWX[2]	WB	HF	CUTDIA[3]	MIID[4]	CSP[5]
DGAQ D52-2-2Z	1.968	1.97	.075	.098	.068	1.713	2.05	DGN 2	0
DGAQ D52-3-2Z	1.968	1.97	.118	.125	.098	1.713	2.05	DGN 3	0
DGAQ D52-4-2Z	1.968	1.97	.157	.157	.126	1.713	2.05	DGN 4	0
DGAQ D62-3-2Z	2.402	2.54	.118	.125	.098	2.283	3.23	DGN 3	0
DGAQ D62-4-2Z	2.402	2.54	.157	.157	.126	2.283	3.23	DGN 4	0
DGAQ D62-5-2Z	2.402	2.54	.197	.197	.157	2.283	3.23	DGN 5	0
DGAQ D120-4-4Z	3.563	3.56	.157	.157	.126	3.307	4.72	DGN 4	0
DGAQ D120-5-4Z	3.563	3.56	.197	.197	.157	3.307	4.72	DGN 5	0

- When using .079 and .118" double-sided inserts, the depth of cut is limited up to .75". For larger depth, use a DGNM type single-ended insert.

(1) Minimum cutting width
(2) Maximum cutting width
(3) Maximum diameter for parting
(4) Master insert identification
(5) 0 - Without coolant supply

Spare Parts

Designation		
DGAQ	SR ISO 14580 M4X10	EDG 33A*

Tool+Cutter
www.toolandcutter.com



VIDEO

JETCROWN

LOGIQ JET COOLANT

Innovative Clamping with Pinpointed Coolant

Quick Clamping Crown
A Unique Method for Clamping
a Square-Shaped Blade with
Direct Pinpointed Coolant.
Improves Insert Life.
No Setup Time - Fast Blade Indexing.

Top and Bottom Highly Efficient
Pinpointed Coolant

200%
More Parting Profitability

LOGIQ F GRIP HIGH FEED GRIP HOLDER

JETCROWN LOGIQ JET COOLANT

TGTBQ-ECD-JHP

Tool Blocks for Square TANG-F-GRIP Parting and Grooving Adapters for High Pressure Coolant

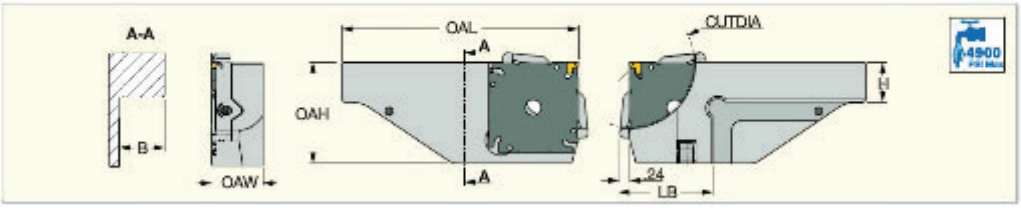

Designation	OAH	H	B	OAW	OAL	LB	CUTDIA
TGTBQ 19L-D82-ECD-JHP	2.52	.750	.771	1.007	5.511	2.086	3.23
TGTBQ 19R-D82-ECD-JHP	2.52	.750	.771	1.007	5.511	2.086	3.23
TGTBQ 25.4L-D82-ECD-JHP	2.52	1.000	1.023	1.259	5.905	2.086	3.23
TGTBQ 25.4R-D82-ECD-JHP	2.52	1.000	1.023	1.259	5.905	2.086	3.23

Table determing depth of cut as function of workpiece diameter.

Designation	CUTDIA																
TGTBQ ..R/L-D82-ECD	10.433	9.055	8.071	7.283	6.693	6.299	5.709	5.512	5.118	4.921	4.724	4.528	4.331	4.134	4.094	3.976	3.898
CDX	.039	.079	.118	.157	.197	.236	.276	.315	.354	.394	.433	.472	.512	.551	.591	.630	.669

Designation	CUTDIA																
TGTBQ ..R/L-D82-ECD	3.780	3.701	3.661	3.583	3.543	3.465	3.425	3.386	3.386	3.346	3.307	3.307	3.268	3.268	3.268	3.268	3.268
CDX	.709	.748	.787	.827	.866	.906	.945	.984	1.024	1.063	1.102	10.142	1.181	1.220	1.260	1.299	1.339

Designation	CUTDIA						
TGTBQ ..R/L-D82-ECD	3.228	3.228	3.228	3.228	3.268	3.268	3.228
CDX	1.378	1.417	1.457	1.496	1.535	1.574	1.614

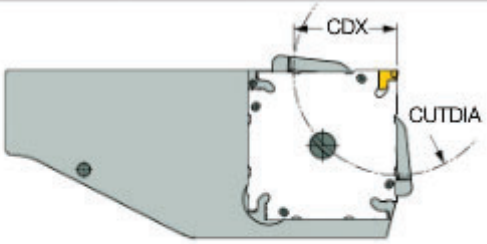

Spare Parts

Designation			
TGTBQ-ECD-JHP	SR M7-R-L	BLD T20/S7	SW6-SD

TANG F GRIP HIGH FEED PARTING

JETCROWN LOGIQ JET COOLANT

TGAQ-ECD

Parting and Grooving Square Adapters Compatible with TANG-GRIP Inserts (Single-Ended)

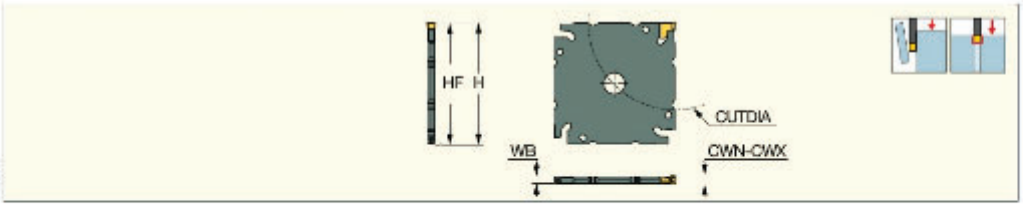

Designation	CWN[1]	CWX[2]	WB	H	CUTDIA	MIID[3]	HF
TGAQ D82-2-4Z-ECD	.071	.098	.065	2.283	3.23	TAG N2	2.272
TGAQ D82-3-4Z-ECD	.110	.138	.098	2.283	3.23	TAG N3	2.272
TGAQ D82-4-4Z-ECD	.146	.134	.134	2.283	3.23	TAG N4	2.272

- Suitable for all TANG-GRIP inserts

(1) Minimum cutting width (2) Maximum cutting width (3) Master insert identification

Spare Parts

Designation		
TGAQ D82-2-4Z-ECD	CD D82-2-ECD-TG* (a)	ETG 2*
TGAQ D82-3-4Z-ECD	CD D82-3-ECD-TG* (a)	ETG 3-4-SH*
TGAQ D82-4-4Z-ECD	CD D82-4-ECD-TG* (a)	ETG 3-4-SH*

* Optional, should be ordered separately

(a) Requires a separate crown for each insert width

Tool+Cutter
www.toolandcutter.com

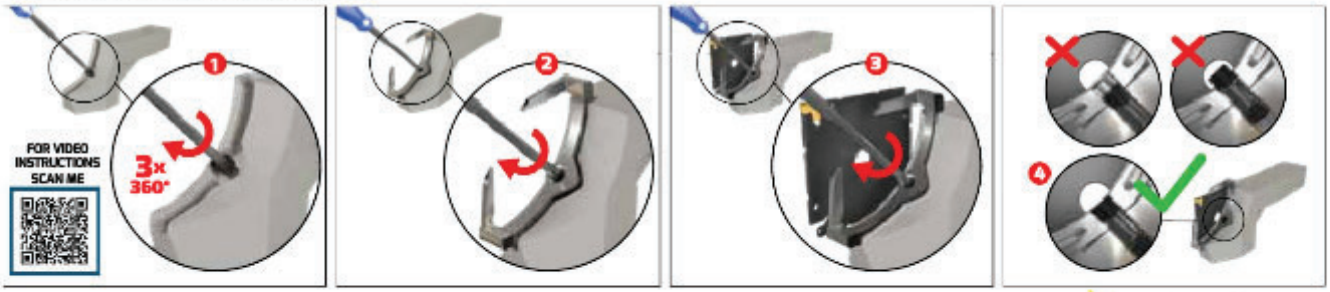

Tool+Cutter
www.toolandcutter.com

VIDEO

LOGIQFGRIP
HIGH FEED Y-AXIS

Multi-Task Holder

New Intermediate Size Holder for **Y-Axis Parting on Multi-Tasking Machines** Enables Parting at High Feed Rates. **Vibration Free!**

Vibration Free!

Same Holder and Blade
for Y- and X-Axis Parting

LOGIQ F GRIP HIGH FEED Y-AXIS

TGTBY-JHP

Y-Axis Intermediate Prismatic Holders for Square JHP Adapters on Multi-Task Machines for Parting and Grooving

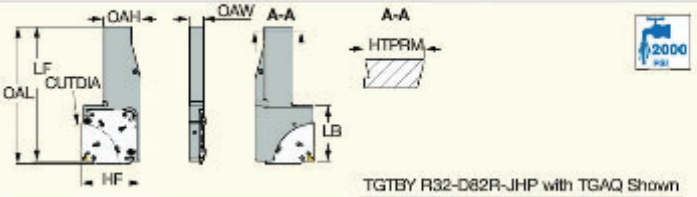

TGTBY R32-D82R-JHP with TGAQ Shown

Designation	OAH	HF	OAW	LF	LB	CUTDIA	OAL[1]	OAL_2[2]	HTPRM
TGTBY L32-D82R-JHP	2.59	2.591	.630	5.906	2.441	3.23	6.024	6.157	1.260
TGTBY R32-D82L-JHP	2.59	2.591	.630	5.906	2.441	3.23	6.024	6.157	1.260
TGTBY R32-D82R-JHP	2.59	2.591	.630	5.906	2.441	3.23	6.024	6.157	1.260
TGTBY L32-D82L-JHP	2.59	2.591	.630	5.906	2.441	3.23	6.024	6.157	1.260

- Can be used also for X-axis (multi-task machines) - location pin should be removed

(1) Overall length with TGAQ adapter

(2) Overall length with DGAQ adapter

Y-Axis Tool Setup on Multi-Task Machines

Parting and Setup in Y-Axis Direction

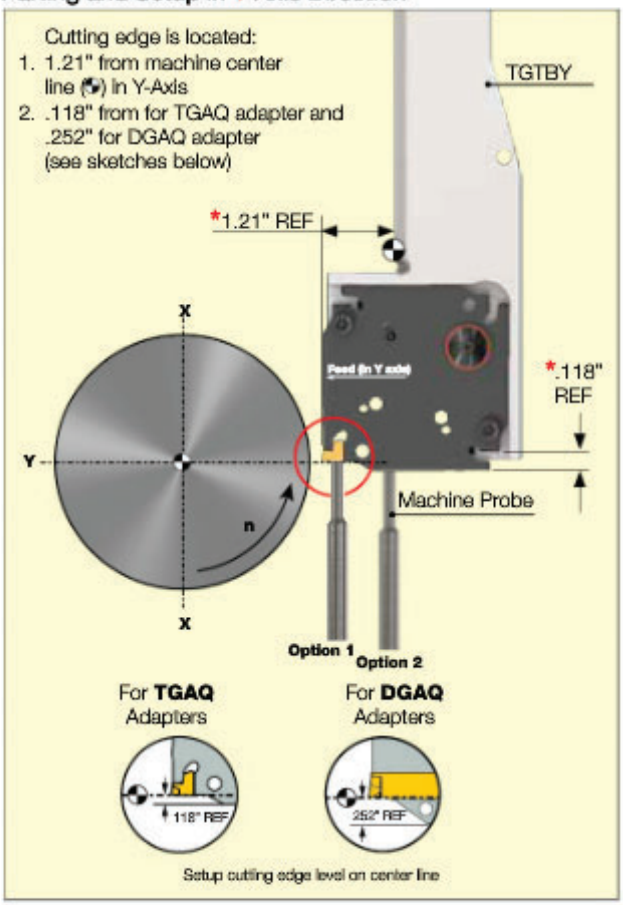

* For Y-Axis cut off, compensate 1.21" in Y Axis direction and compensate .118" for TGAQ adapters or .252" for DGAQ adapters in X-Axis direction.

Set the cutting edge on the center line:
Option 1 - Gauge the cutting edge - this is preferable due to better accuracy
Option 2 - Gauge the blade and compensate .118 / .252"

Parting and Setup in X-Axis Direction - Optional

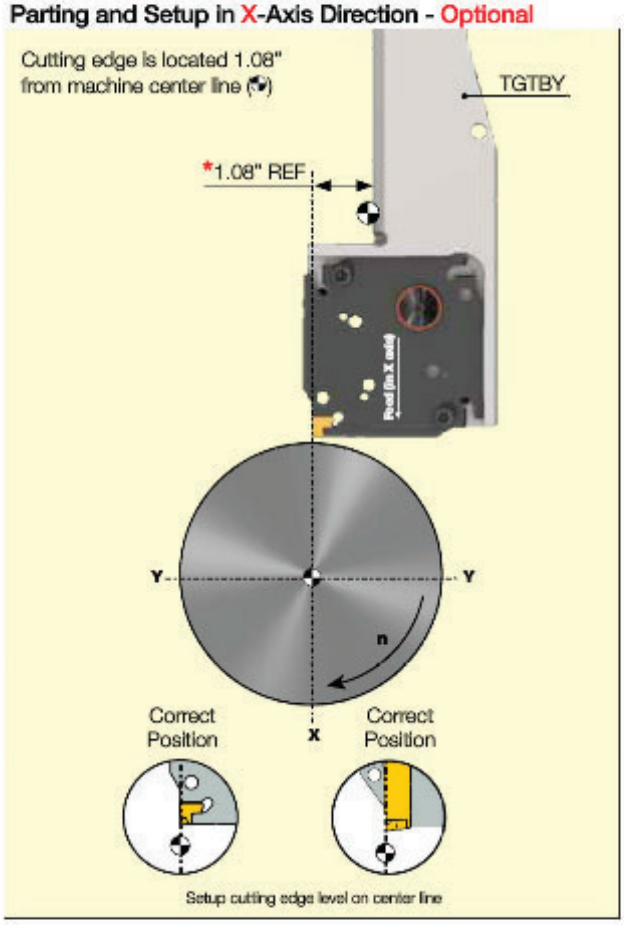

* For X-Axis cut off, compensate 1.08" in Y-Axis direction. Location pin should be removed.

Spare Parts

Designation	SR ISO 14580 M4X10	SR M4X9-SEAL-JHP	OR 16X2 NBR	JHP COPPER SEAL 1/8"	BLD T20/S7	SW6-SD	PLG G1/8 TL360	HW 5.0	SIDE THRUST PIN .118"
TGTBY-JHP									

Tool+Cutter
www.toolandcutter.com

VIDEO

SWISSGRIP
NARROW WIDTHS

Narrow Parting for Cost Savings!

Innovative Tool Holder with a **2 Pocket Blade** Enables Parting and Grooving. Narrow Widths of **.024-.047".** Fits Swiss-Type Machines. Easy and Fast Blade Indexing with **No Setup Time.**

High Cost Savings No Setup Time

- .024 and .031 Insert Widths for .39" Part Diameter.
- .039 and .047 Insert Widths for .63" Part Diameter.

Increments of .0078"

Easy and Fast Blade Indexing from Either Side of the Tool

SWISSGRIP
NARROW WIDTHS

THQR/L

Parting and Grooving Holder for SELF-GRIP Mini Blades (SGAQ), Suitable for Swiss-Type Machines

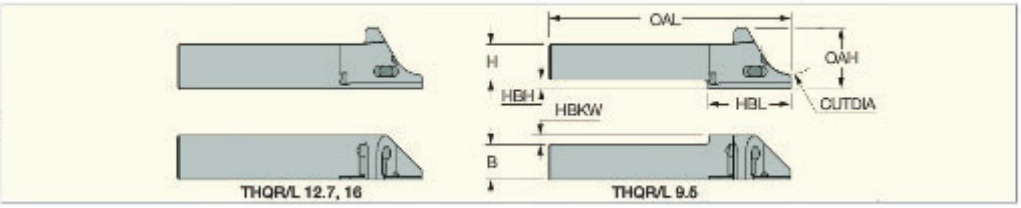

Designation	H	OAL	HF	OAH	HBL	HBH	CUTDIA	HBKW	B
THQR/L 9.5-D16	.375	3.937	.374	.65	.89	.10	.63	.4720	.374
THQR/L 12.7-D16	.500	3.937	.500	.68	-	-	.63	-	.500
THQR/L 16-D16	.630	3.937	.630	.81	-	-	.63	-	.630

Designation	CW	CUTDIA	f
THQL/R 9.5-D16 + SGAQ 0.6	.024	.394	.381
THQL/R 9.5-D16 + SGAQ 0.8	.031	.394	.381
THQL/R 12.7-D16+SGAQ 0.6	.024	.394	.460
THQL/R 12.7-D16+SGAQ 0.8	.031	.394	.460
THQL/R 16-D16 + SGAQ 0.6	.024	.394	.617
THQL/R 16-D16 + SGAQ 0.8	.031	.394	.617
Designation	**CW**	**CUTDIA**	**f**
THQL/R 9.5-D16 + SGAQ 1.0	.039	.629	.378
THQL/R 9.5-D16 + SGAQ 1.2	.047	.629	.381
THQL/R 12.7-D16+SGAQ 1.0	.039	.629	.457
THQL/R 12.7-D16+SGAQ 1.2	.047	.629	.460
THQL/R 16-D16 + SGAQ 1.0	.039	.629	.614
THQL/R 16-D16 + SGAQ 1.2	.047	.629	.617

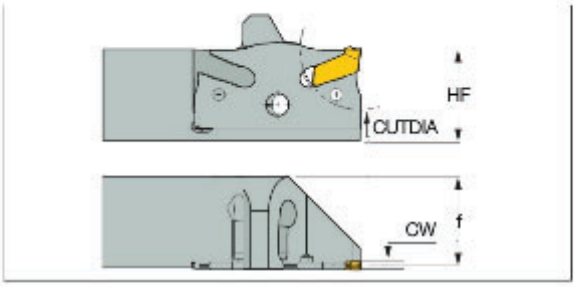

Spare Parts

Designation	
THQR/L	ESG-SWISS 0.6-1.2

SWISSGRIP
NARROW WIDTHS

SGAQ

SELF-GRIP Mini Blades for Parting and Grooving, Suitable for Swiss-Type Machines

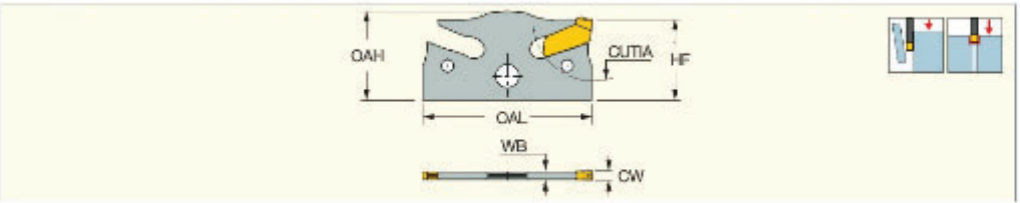

Designation	OAH	OAL	CUTDIA	WB	CW	MIID[1]	
SGAQ D10-0.6	.45	.858	.39	.020	.024	GFT 0.6J-0.1	ESG-SLM*
SGAQ D10-0.8	.45	.858	.39	.027	.031	GFT 0.8J-0.1	ESG-SLM*
SGAQ D16-1.0	.45	.858	.63	.033	.039	GFT 1.0J-0.1	ESG-SLM*
SGAQ D16-1.2	.45	.858	.63	.039	.047	GFT 1.2J-0.14	ESG-SLM*

[1] Master insert identification

* Optional, should be ordered separately

Tool+Cutter
www.toolandcutter.com

SLIMGRIP
NARROW INSERTS

GFT-J

Thin Parting, Grooving and Slitting Single-Ended Inserts for Soft Materials

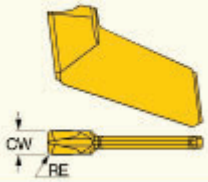

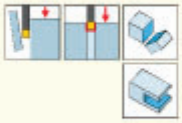

Designation	Dimensions CW	Dimensions RE	Tough ↔ Hard IC1028	IC1008	Recommended Machining Data f groove (IPR)
GFT 0.6J-0.1	.024	.0039	•	•	.0010-.0020
GFT 0.8J-0.1	.031	.0039	•	•	.0012-.0027
GFT 1.0J-0.1	.039	.0039	•	•	.0012-.0035
GFT 1.2J-0.14	.047	.0055	•	•	.0012-.0039

Easy and Fast Blade Indexing from Either Side of the Tool

Tool+Cutter
www.toolandcutter.com

NEOLOGIQ DRILL

MACHINING INTELLIGENTLY

AMAZING PRODUCTIVITY



LOGIQ 3 CHAM
THREE FLUTE CHAMDRILL

SOLID DRILL
SOLID CARBIDE

VIDEO

VIDEO

LOGIQ3CHAM

THREE FLUTE CHAMDRILL

High Productivity Drilling

For Better Roundness and Concentricity

3 Effective Cutting Edges, Self-Centering Drill and Flat Heads for Fast and Accurate Drilling. Excellent Hole Surface and Chip Evacuation. **Dia. Range of .472-1.020"**

300% Faster



Self-Centering for High Surface Quality



Flat Heads for Flat Bottom Holes

1.5XD 3XD 5XD 8XD

LOGIQ3CHAM
THREE FLUTE CHAMDRILL

D3N A-8D

Exchangeable Head 3 Flute Drills with Coolant Holes and One Flat Shank. Drilling Depth 8xD

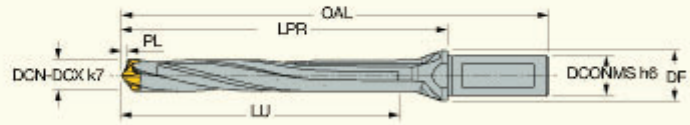

Designation	DCN[1]	DCX[2]	DCONMS	DF	LU	LPR	PL	OAL	SSC[3]	
D3N 0472-378-063A-8D	.472	.488	.625	.787	3.8830	4.761	.10700	6.650	12	K D3N 12-13.99
D3N 0492-394-063A-8D	.492	.508	.625	.787	4.0430	4.948	.10700	6.837	12	K D3N 12-13.99
D3N 0512-409-063A-8D	.512	.528	.625	.787	4.2110	5.161	.11500	7.050	13	K D3N 12-13.99
D3N 0531-425-063A-8D	.531	.547	.625	.787	4.3630	5.348	.11500	7.237	13	K D3N 12-13.99
D3N 0551-441-063A-8D	.551	.567	.625	.787	4.5300	5.554	.12200	7.444	14	K D3N 14-15.99
D3N 0571-457-063A-8D	.571	.587	.625	.787	4.6900	5.741	.12200	7.631	14	K D3N 14-15.99
D3N 0591-472-075A-8D	.591	.626	.750	.984	4.8650	5.951	.13700	7.920	15	K D3N 14-15.99
D3N 0630-504-075A-8D	.630	.665	.750	.984	5.1750	6.348	.13500	8.317	16	K D3N 16-17.99
D3N 0669-535-075A-8D	.669	.705	.750	.984	5.4910	6.741	.13800	8.709	17	K D3N 16-17.99
D3N 0709-567-100A-8D	.709	.744	1.000	1.260	5.8260	7.140	.15400	9.345	18	K D3N 18-19.99
D3N 0748-598-100A-8D	.748	.784	1.000	1.260	6.1450	7.536	.16100	9.741	19	K D3N 18-19.99
D3N 0787-630-100A-8D	.787	.823	1.000	1.260	6.4660	7.923	.17000	10.128	20	K D3N 20-21.99
D3N 0827-661-100A-8D	.827	.862	1.000	1.260	6.7950	8.319	.17900	10.524	21	K D3N 20-21.99
D3N 0866-693-100A-8D	.866	.902	1.000	1.260	7.1130	8.725	.18500	10.930	22	K D3N 22-23.99
D3N 0906-724-125A-8D	.906	.941	1.250	1.654	7.4410	9.114	.19300	11.476	23	K D3N 22-23.99
D3N 0945-756-125A-8D	.945	.980	1.250	1.654	7.7650	9.509	.20500	11.872	24	K D3N 24-25.99
D3N 0984-787-125A-8D	.984	1.020	1.250	1.654	8.0740	9.910	.20200	12.272	25	K D3N 24-25.99

[1] Cutting diameter minimum
[2] Cutting diameter maximum
[3] Seat size code



Tool+Cutter
www.toolandcutter.com

LOGIQ 3 CHAM
THREE FLUTE CHAMDRILL

D3N R-8D

Exchangeable Head 3 Flute Drills with Coolant Holes and Round Shank. Drilling Depth 8xD

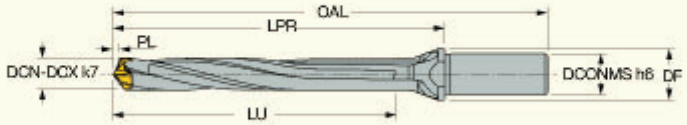

Designation	DCN[1]	DCX[2]	DCONMS	DF	LU	LPR	PL	OAL	SSC[3]	
D3N 0472-378-063R-8D	.472	.488	.625	.787	3.8830	4.781	.10700	6.650	12	K D3N 12-13.99
D3N 0492-394-063R-8D	.492	.508	.625	.787	4.0430	4.948	.10700	6.837	12	K D3N 12-13.99
D3N 0512-409-063R-8D	.512	.528	.625	.787	4.2110	5.161	.11500	7.050	13	K D3N 12-13.99
D3N 0531-425-063R-8D	.531	.547	.625	.787	4.3630	5.348	.11500	7.237	13	K D3N 12-13.99
D3N 0551-441-063R-8D	.551	.567	.625	.787	4.5300	5.554	.12200	7.444	14	K D3N 14-15.99
D3N 0571-457-063R-8D	.571	.587	.625	.787	4.6900	5.741	.12200	7.631	14	K D3N 14-15.99
D3N 0591-472-075R-8D	.591	.626	.750	.984	4.8650	5.951	.13700	7.920	15	K D3N 14-15.99
D3N 0630-504-075R-8D	.630	.665	.750	.984	5.1750	6.348	.13500	8.317	16	K D3N 16-17.99
D3N 0669-535-075R-8D	.669	.705	.750	.984	5.4910	6.741	.13800	8.709	17	K D3N 16-17.99
D3N 0709-567-100R-8D	.709	.744	1.000	1.260	5.8260	7.140	.15400	9.345	18	K D3N 18-19.99
D3N 0748-598-100R-8D	.748	.784	1.000	1.260	6.1450	7.536	.16100	9.741	19	K D3N 18-19.99
D3N 0787-630-100R-8D	.787	.823	1.000	1.260	6.4660	7.923	.17000	10.128	20	K D3N 20-21.99
D3N 0827-661-100R-8D	.827	.862	1.000	1.260	6.7960	8.319	.17800	10.524	21	K D3N 20-21.99
D3N 0866-693-100R-8D	.866	.902	1.000	1.260	7.1130	8.725	.18500	10.930	22	K D3N 22-23.99
D3N 0906-724-125R-8D	.906	.941	1.250	1.654	7.4410	9.114	.19300	11.476	23	K D3N 22-23.99
D3N 0945-756-125R-8D	.945	.980	1.250	1.654	7.7650	9.509	.20500	11.872	24	K D3N 24-25.99
D3N 0984-787-125R-8D	.984	1.020	1.250	1.654	8.0740	9.910	.20200	12.272	25	K D3N 24-25.99

(1) Cutting diameter minimum
(2) Cutting diameter maximum
(3) Seat size code

Tool+Cutter
www.toolandcutter.com

Self-Centering for High Surface Quality

LOGIQ 3 CHAM
THREE FLUTE CHAMDRILL

F3P
Exchangeable Flat Head 3 Flute Drills for Carbon and Alloy Steel (ISO P) and Cast Iron (ISO K)

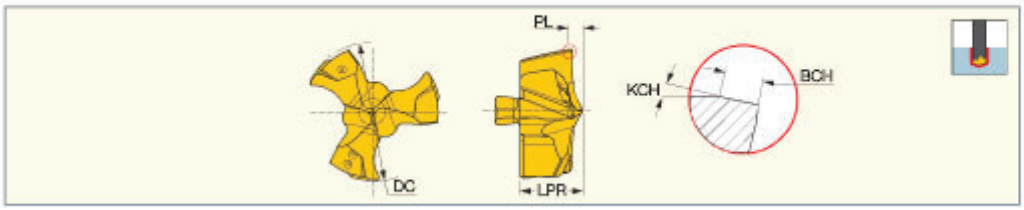

Designation	Dimensions						IC908
	DC	LPR[1]	PL	BCH	KCH	SSC[2]	
F3P 0472-IQ	.472	.193	.0311	.016	15.00	12	•
F3P 0492-IQ	.492	.193	.0311	.016	15.00	12	•
F3P 0512-IQ	.512	.212	.0389	.016	15.00	13	•
F3P 0531-IQ	.531	.212	.0389	.016	15.00	13	•
F3P 0551-IQ	.551	.230	.0453	.016	15.00	14	•
F3P 0571-IQ	.571	.230	.0453	.016	15.00	14	•
F3P 0591-IQ	.591	.249	.0480	.016	15.00	15	•
F3P 0610-IQ	.610	.249	.0480	.016	15.00	15	•
F3P 0630-IQ	.630	.277	.0472	.016	15.00	16	•
F3P 0650-IQ	.650	.277	.0472	.016	15.00	16	•
F3P 0669-IQ	.669	.284	.0519	.016	15.00	17	•
F3P 0689-IQ	.689	.284	.0519	.016	15.00	17	•
F3P 0709-IQ	.709	.300	.0598	.016	15.00	18	•
F3P 0728-IQ	.728	.300	.0598	.016	15.00	18	•
F3P 0748-IQ	.748	.317	.0625	.016	15.00	19	•
F3P 0768-IQ	.768	.317	.0625	.016	15.00	19	•
F3P 0787-IQ	.787	.341	.0649	.016	15.00	20	•
F3P 0807-IQ	.807	.341	.0649	.016	15.00	20	•
F3P 0827-IQ	.827	.363	.0673	.016	15.00	21	•
F3P 0846-IQ	.846	.363	.0673	.016	15.00	21	•
F3P 0866-IQ	.866	.380	.0696	.016	15.00	22	•
F3P 0886-IQ	.886	.380	.0696	.016	15.00	22	•
F3P 0906-IQ	.906	.385	.0725	.016	15.00	23	•
F3P 0925-IQ	.925	.385	.0725	.016	15.00	23	•
F3P 0945-IQ	.945	.389	.0751	.016	15.00	24	•
F3P 0965-IQ	.965	.389	.0751	.016	15.00	24	•
F3P 0984-IQ	.984	.404	.0811	.016	15.00	25	•
F3P 1004-IQ	1.004	.404	.0811	.016	15.00	25	•

(1) LPR tolerance ±.002"
(2) Seat size code

Flat Heads for Flat Bottom Holes

Tool+Cutter
www.toolandcutter.com

VIDEO

SOLIDDRILL
SOLID CARBIDE

Extra Long Deep Drilling

Extra Long 30, 40, 50xD
Solid Drills Designed to Function Under Tough Deep Drilling Conditions.

Tool+Cutter
www.toolandcutter.com

Extra Long

Polished Flute Specially Treated Surface for Good Chip Evacuation



Spiral Channels with Internal Coolant for Efficient Lubrication

SOLIDDRILL

SCD-SXC30
Solid Carbide Drills with
Internal Coolant Channels.
Drilling Depth 30xD

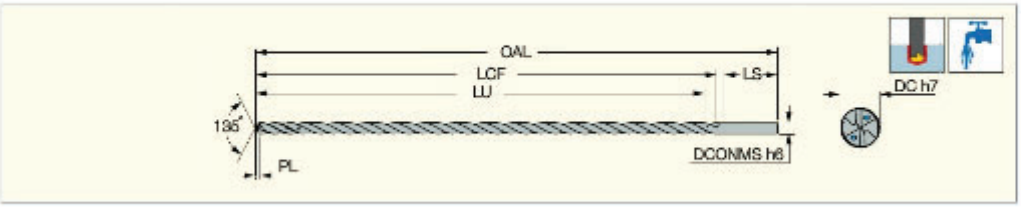

Designation	Dimensions								IC908
	DC	DCONMS	OAL	LU	LCF	LS	PL	ULDR[1]	
SCD0125-0362-0236SXC30	.125	.236	5.906	3.8190	4.13	1.58	.02100	30.0	●
SCD0141-0500-0236SXC30	.141	.236	7.283	5.0000	5.32	1.77	.02300	30.0	●
SCD0156-0500-0236SXC30	.156	.236	7.283	5.0000	5.32	1.77	.02600	30.0	●
SCD0172-0618-0236SXC30	.172	.236	8.465	6.1810	6.50	1.77	.02800	30.0	●
SCD0188-0618-0236SXC30	.188	.236	8.465	6.1810	6.50	1.77	.03100	30.0	●
SCD0203-0677-0236SXC30	.203	.236	9.055	6.7720	7.09	1.77	.03400	30.0	●
SCD0204-0677-0236SXC30	.204	.236	9.055	6.7720	7.09	1.77	.03400	30.0	●
SCD0219-0677-0236SXC30	.219	.236	9.055	6.7720	7.09	1.77	.03600	30.0	●
SCD0234-0677-0236SXC30	.234	.236	9.055	6.7720	7.09	1.77	.03900	30.0	●
SCD0250-0815-0315SXC30	.250	.315	11.024	8.1500	8.47	2.36	.04100	30.0	●
SCD0266-0874-0315SXC30	.266	.315	11.024	8.7400	9.06	1.77	.04400	30.0	●
SCD0281-0874-0315SXC30	.281	.315	11.024	8.7400	9.06	1.77	.04600	30.0	●
SCD0297-1012-0315SXC30	.297	.315	12.402	10.1180	10.43	1.77	.04900	30.0	●
SCD0313-1012-0315SXC30	.313	.315	12.402	10.1180	10.43	1.77	.05200	30.0	●
SCD0328-1130-0394SXC30	.328	.394	13.780	11.2990	11.61	1.97	.05400	30.0	●
SCD0344-1268-0394SXC30	.344	.394	14.961	12.6770	12.99	1.77	.05700	30.0	●
SCD0359-1268-0394SXC30	.359	.394	14.961	12.6770	12.99	1.77	.05900	30.0	●
SCD0375-1268-0394SXC30	.375	.394	14.961	12.6770	12.99	1.77	.06200	30.0	●
SCD0391-1268-0394SXC30	.391	.394	14.961	12.6770	12.99	1.77	.06400	30.0	●

[1] Usable length diameter ratio

Tool+Cutter
www.toolandcutter.com

Spiral Channels with Internal Coolant for Efficient Lubrication

SOLIDDRILL

SCD-SXC40

Solid Carbide Drills with Internal Coolant Channels. Drilling Depth 40xD

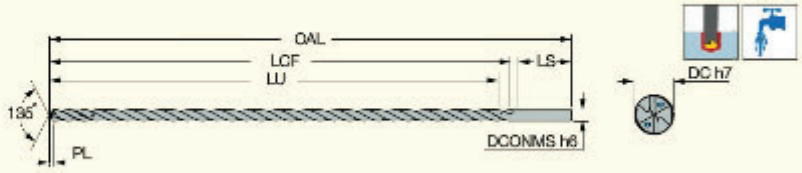

Designation	Dimensions								IC908
	DC	DCONMS	OAL	LU	LCF	LS	PL	ULDR[1]	
SCD0125-0520-0236SXC40	.125	.236	7.480	5.1970	5.51	1.77	.02100	40.0	•
SCD0141-0677-0236SXC40	.141	.236	9.055	6.7720	7.09	1.77	.02300	40.0	•
SCD0156-0677-0236SXC40	.156	.236	9.055	6.7720	7.09	1.77	.02600	40.0	•
SCD0172-0835-0236SXC40	.172	.236	10.630	8.3460	8.66	1.77	.02800	40.0	•
SCD0188-0835-0236SXC40	.188	.236	10.630	8.3460	8.66	1.77	.03100	40.0	•
SCD0203-0913-0236SXC40	.203	.236	11.417	9.1340	9.45	1.77	.03400	40.0	•
SCD0204-0913-0236SXC40	.204	.236	11.417	9.1340	9.45	1.77	.03400	40.0	•
SCD0219-0913-0236SXC40	.219	.236	11.417	9.1340	9.45	1.77	.03600	40.0	•
SCD0234-0913-0236SXC40	.234	.236	11.417	9.1340	9.45	1.77	.03900	40.0	•
SCD0250-1110-0315SXC40	.250	.315	13.386	11.1020	11.42	1.77	.04100	40.0	•
SCD0266-1228-0315SXC40	.266	.315	14.567	12.2830	12.60	1.77	.04400	40.0	•
SCD0281-1228-0315SXC40	.281	.315	14.567	12.2830	12.60	1.77	.04600	40.0	•
SCD0297-1347-0315SXC40	.297	.315	15.748	13.4650	13.78	1.77	.04900	40.0	•
SCD0313-1347-0315SXC40	.313	.315	15.748	13.4650	13.78	1.77	.05200	40.0	•

[1] Usable length diameter ratio

SOLIDDRILL

SCD-SXC50

Solid Carbide Drills with Internal Coolant Channels. Drilling Depth 50xD

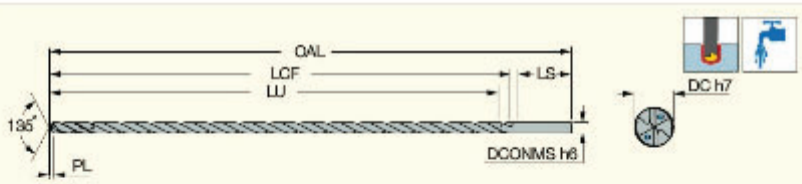

Designation	Dimensions								IC908
	DC	DCONMS	OAL	LU	LCF	LS	PL	ULDR[1]	
SCD0172-1051-0236SXC50	.172	.236	12.598	10.5120	10.83	1.58	.02800	50.0	•
SCD0188-1051-0236SXC50	.188	.236	12.598	10.5120	10.83	1.58	.03100	50.0	•
SCD0203-1189-0236SXC50	.203	.236	14.173	11.8900	12.21	1.77	.03400	50.0	•
SCD0204-1189-0236SXC50	.204	.236	14.173	11.8900	12.21	1.77	.03400	50.0	•
SCD0219-1189-0236SXC50	.219	.236	14.173	11.8900	12.21	1.77	.03600	50.0	•
SCD0234-1189-0236SXC50	.234	.236	14.173	11.8900	12.21	1.77	.03900	50.0	•
SCD0250-1307-0315SXC50	.250	.315	15.157	13.0710	13.39	1.58	.04100	50.0	•

[1] Usable length diameter ratio

Tool+Cutter
www.toolandcutter.com

NEOLOGIQMILL

MACHINING INTELLIGENTLY

AMAZING PRODUCTIVITY

NEODO
S90° LINE

LOGIQ4FEED
HIGH FEED MILLING

HELISLOT
HELICAL SLOTTING LINE

VIDEO

NEODO
S90° LINE

Exact 90° Shouldering

A New Milling Line for Square Shoulder and Face Milling. **A Unique Exact 90° Profile with 8 Cutting Edges** in Combination with a **Dovetail Clamping Method** Enables Higher Cutting Conditions and Assures Better Productivity.

High Productivity and Cost Effectiveness

NEODO

S890 FSZ-R08

Face Mills Carrying Square Double-Sided Inserts with 8 Cutting Edges

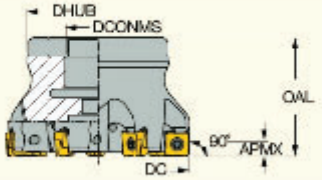

Designation	DC	APMX	OAL	CICT[1]	DHUB	DCONMS	Arbor	MIID[2]	
S890 FSZ D1.5-05-0.75-R08	1.500	.2000	1.500	5	1.440	.750	A	S890 SZMU 0804...	.46
S890 FSZ D1.5-06-0.75-R08	1.500	.2000	1.500	6	1.440	.750	A	S890 SZMU 0804...	.53
S890 FSZ D2.0-06-0.75-R08	2.000	.2000	1.500	6	1.850	.750	A	S890 SZMU 0804...	.86
S890 FSZ D2.0-08-0.75-R08	2.000	.2000	1.500	8	1.850	.750	A	S890 SZMU 0804...	.86
S890 FSZ D2.5-07-1.00-R08	2.500	.2000	1.750	7	2.250	1.000	A	S890 SZMU 0804...	1.76
S890 FSZ D2.5-10-1.00-R08	2.500	.2000	1.750	10	2.250	1.000	A	S890 SZMU 0804...	2.13
S890 FSZ D3.0-08-1.00-R08	2.500	.2000	1.750	8	2.250	1.000	B	S890 SZMU 0804...	1.74
S890 FSZ D3.0-12-1.00-R08	3.000	.2000	1.750	12	2.250	1.000	B	S890 SZMU 0804...	1.75
S890 FSZ D4.0-10-1.50-R08	3.000	.2000	2.000	10	3.230	1.500	B	S890 SZMU 0804...	3.44
S890 FSZ D4.0-14-1.50-R08	4.000	.2000	2.000	14	3.230	1.500	B	S890 SZMU 0804...	3.46
S890 FSZ D5.0-12-1.50-R08	5.000	.2000	2.000	12	3.800	1.500	B	S890 SZMU 0804...	4.63
S890 FSZ D5.0-18-1.50-R08	5.000	.2000	2.000	18	3.800	1.500	B	S890 SZMU 0804...	5.27

(1) Number of inserts
(2) Master insert identification

Spare Parts

Designation			
S890 FSZ D1.5-05-0.75-R08	SR M3X0.5-L7.4 P9	P-9/151	SR UNF 3/8X1 B18.3
S890 FSZ D1.5-06-0.75-R08	SR M3X0.5-L7.4 P9	P-9/151	SR UNF 3/8X1 B18.3
S890 FSZ D2.0-06-0.75-R08	SR M3X0.5-L7.4 P9	P-9/151	SR UNF 3/8X1 B18.3
S890 FSZ D2.0-08-0.75-R08	SR M3X0.5-L7.4 P9	P-9/151	SR UNF 3/8X1 B18.3
S890 FSZ D2.5-07-1.00-R08	SR M3X0.5-L7.4 P9	P-9/151	SR UNF 1/2X20X1 B18.3
S890 FSZ D2.5-10-1.00-R08	SR M3X0.5-L7.4 P9	P-9/151	SR UNF 1/2X20X1 B18.3
S890 FSZ D3.0-08-1.00-R08	SR M3X0.5-L7.4 P9	P-9/151	
S890 FSZ D3.0-12-1.00-R08	SR M3X0.5-L7.4 P9	P-9/151	
S890 FSZ D4.0-10-1.50-R08	SR M3X0.5-L7.4 P9	P-9/151	
S890 FSZ D4.0-14-1.50-R08	SR M3X0.5-L7.4 P9	P-9/151	
S890 FSZ D5.0-12-1.50-R08	SR M3X0.5-L7.4 P9	P-9/151	
S890 FSZ D5.0-18-1.50-R08	SR M3X0.5-L7.4 P9	P-9/151	

NEODO

S890 SZMU-0804PN

Square Double-Sided Inserts with 8 Cutting Edges

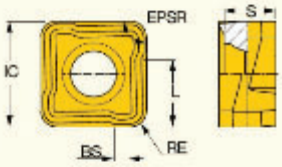

Designation	Dimensions						Tough ↔ Hard					Recommended Machining Data
	IC	S	L	BS	RE	EPSR	IC845	IC5400	IC808	IC810	IC5100	f_z (inch/t)
S890 SZMU 080412PNTR	.323	.157	.205	.047	.0472	88.4				•	•	.0047-.0098
S890 SZMU 080412PNRMM	.323	.157	.205	.047	.0472	88.4	•	•	•			.0051-.0098

Tool+Cutter
www.toolandcutter.com

VIDEO

LOGIQ4FEED
HIGH FEED MILLING

High Feed Milling

Unique Twisted High Positive **4 Cutting Edged** Insert. A Range of Tools from .5" Endmills up to 5" Facemills. This New Line of Tools Enables Machining at Very High Feeds for **High Productivity.**

FFX4 XNMU 08
Dia. Tool Range: 2-5"
for Facemills

FFX4 XNMU 04
Dia. Tool Range: .5-1.25"
for Endmills

LOGIQ4FEED
HIGH FEED MILLING

FFX4 FD

Face Mills Carrying "Bone Shape" Inserts with 4 Cutting Edges for Fast Feed Milling

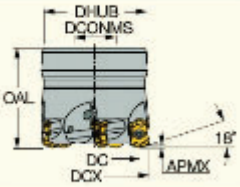

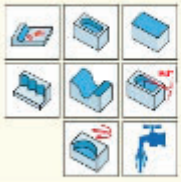

Designation	DCX(1)	DC	CICT(2)	APMX	AE(3)	OAL	DHUB	DCONMS	Arbor	RMPX°(4)	MDN(5)	MDX(6)	Rg(7)	MIID(8)	
FFX4 FD2.00-4-0.75-08	2.000	1.386	4	.0780	.307	1.750	1.850	.750	A	3.2	3.386	3.961	.157	FFX4 XNMU 080620T	.84
FFX4 FD2.50-5-1.00-08	2.500	1.886	5	.0780	.307	1.750	2.252	1.000	A	2.2	4.386	4.961	.157	FFX4 XNMU 080620T	1.26
FFX4 FD3.00-6-1.00-08	3.000	2.386	6	.0780	.307	2.000	2.252	1.000	A	1.7	5.386	5.961	.157	FFX4 XNMU 080620T	1.84
FFX4 FD4.00-8-1.50-08	4.000	3.386	8	.0780	.307	2.000	3.228	1.500	B	1.1	7.386	7.961	.157	FFX4 XNMU 080620T	3.09
FFX4 FD5.00-10-1.50-08	5.000	4.386	10	.0780	.307	2.000	3.780	1.500	B	.9	9.386	9.961	.157	FFX4 XNMU 080620T	3.31

- To generate a straight surface without cusps, the width of cut must not exceed DC

(1) Cutting diameter maximum
(2) Number of inserts
(3) Maximum plunging width
(4) Ramping angle maximum
(5) Machinable diameter minimum for interpolation
(6) Machinable diameter maximum for interpolation
(7) Radius for programming
(8) Master insert identification

Spare Parts

Designation				
FFX4 FD2.00-4-0.75-08	SR M5-14 IP20	SR UNF 3/8X1 B18.3	SW6-T	BLD IP20/S7
FFX4 FD2.50-5-1.00-08	SR M5-14 IP20	SR UNF 1/2X200X1 B18.3	SW6-T	BLD IP20/S7
FFX4 FD3.00-6-1.00-08	SR M5-14 IP20	SR UNF 1/2X1¼ B18.3	SW6-T	BLD IP20/S7
FFX4 FD4.00-8-1.50-08	SR M5-14 IP20		SW6-T	BLD IP20/S7
FFX4 FD5.00-10-1.50-08	SR M5-14 IP20		SW6-T	BLD IP20/S7

LOGIQ4FEED
HIGH FEED MILLING

FFX4 XNMU

"Bone Shape" Inserts with 4 Cutting Edges for Fast Feed Milling

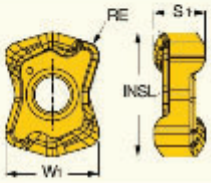

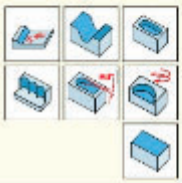

Designation	Dimensions				Tough ↔ Hard						Recommended Machining Data	
	INSL	S1	RE	W1	IC832	IC840	IC830	IC5820	IC808	IC810	a_p (inch)	f_z (inch/t)
FFX4 XNMU 080620T	.705	.307	.0787	.614			•		•	•	.008-.079	.0079-.0472

- For side plunging, the initial cutting feed is .004 inch/t • T- for steel, ferritic and martensitic stainless steel, cast iron and hardened steel

Tool+Cutter
www.toolandcutter.com

VIDEO

HELISLOT

HELICAL SLOTTING LINE

Efficient Slot Milling

Unique Twisted High Positive Double-Sided Insert with **4 Right -** and **4 Left** Hand Cutting Edges. Slotting Width Range of .39-1.00"



Helical Edge for Easy and Soft Cut

XNMU 13
Slot Width Range: .56-1.00"
Dia. Tool Range: 1.46-8"

XNMU 09
Slot Width Range: .39-.55"
Dia. Tool Range: 1.25-6"

HELiSLOT

FDN-XN09

Full Slot Flange Type Slotting Cutters Carrying XNMU 0904 Square Inserts with 4 Right- and 4 Left-Hand Cutting Edges

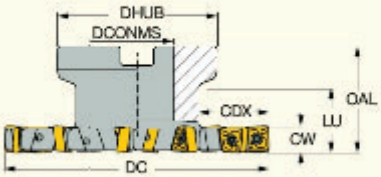

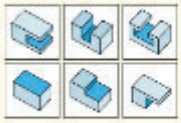

Designation	DC	CW	CICT[1]	ZEFP	CDX	DHUB	DCONMS	LU	OAL	Arbor
FDN D3.0-0.39-06-XN09	3.000	.390	8	8	.875	1.850	.750	1.0600	1.575	A
FDN D3.0-0.50-06-XN09	3.000	.500	8	4	.875	1.850	.750	1.0600	1.575	A
FDN D4.0-0.39-08-XN09	4.000	.390	12	12	1.060	2.250	1.000	1.1800	1.750	B
FDN D4.0-0.50-08-XN09	4.000	.500	12	6	1.060	2.250	1.000	1.1800	1.750	B
FDN D5.0-0.39-10-XN09	5.000	.390	14	14	1.375	2.560	1.250	1.5000	2.000	B
FDN D5.0-0.50-10-XN09	5.000	.500	14	7	1.375	2.560	1.250	1.5000	2.000	B
FDN D6.0-0.39-12-XN09	6.000	.390	16	16	1.650	3.150	1.500	1.8000	2.500	B
FDN D6.0-0.50-12-XN09	6.000	.500	16	8	1.650	3.150	1.500	1.8000	2.500	B

[1] Number of inserts

Spare Parts

Designation		
FDN-XN09	SR 10503800	T-9/51

Tool+Cutter
www.toolandcutter.com

HELiSLOT

SDN-XN09

Full Slot Disk Type Slotting Cutters Carrying XNMU 0904 Square Inserts with 4 Right- and 4 Left-Hand Cutting Edges

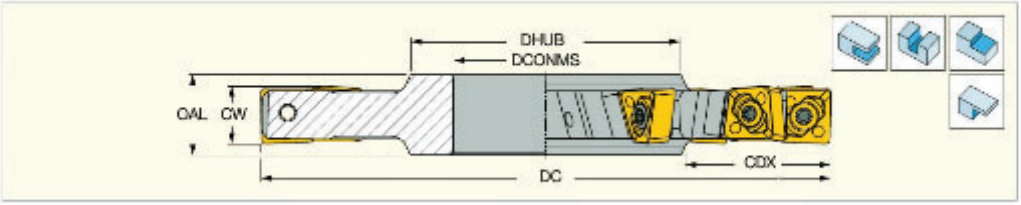

Designation	DC	CW	CICT[1]	ZEFP	CDX	DHUB	DCONMS	OAL
SDN D3.0-0.39-08-XN09	3.000	.390	8	8	.700	1.500	1.000	.500
SDN D4.0-0.39-08-XN09	4.000	.390	12	12	1.000	1.750	1.000	.500
SDN D5.0-0.50-10-XN09	5.000	.500	14	7	1.400	2.000	1.250	.625
SDN D6.0-0.50-12-XN09	6.000	.500	16	8	1.750	2.250	1.500	.687

[1] Number of inserts

Spare Parts

Designation		
SDN-XN09	SR 10503600	T-9/51

HELiSLOT

ETS-XN09

T-SLOT Endmills Carrying XNMU 0904 Square Inserts with 4 Right- and 4 Left-Hand Cutting Edges

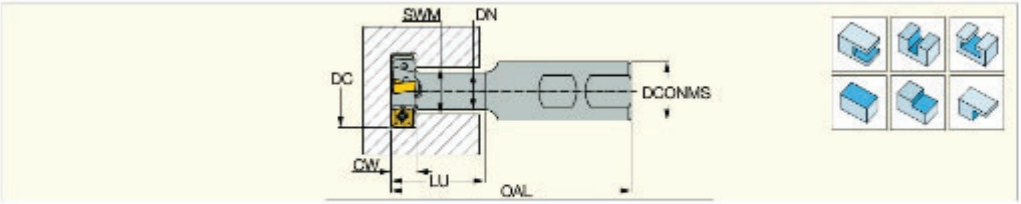

Designation	DC	CICT[1]	ZEFP	DN	SWM	CW	LU	OAL	DCONMS	Shank
ETS D1.25-0.39-W0.62-XN09	1.250	4	2	.590	.688	.390	1.2500	3.250	.625	W
ETS D1.25-0.48-W0.75-XN09	1.250	4	2	.630	.688	.476	1.5000	3.750	.750	W

[1] Number of inserts

Spare Parts

Designation		
ETS-XN09	SR 10503600	T-9/51

Tool+Cutter
www.toolandcutter.com

HELISLOT

XNMU 0904PN

Square Inserts with 4 Right- and 4 Left-Hand Cutting Edges



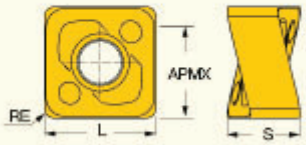

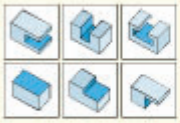

Designation	Dimensions APMX	L	S	RE	Tough ↔ Hard IC830	IC5400	IC808	Recommended Machining Data f_z (inch/t)
XNMU 090408-PNTN	.3228	.358	.234	.0315	●	●	●	.0020-.0059

Tool+Cutter
www.toolandcutter.com

VIDEO

NEOFEED
HIGH FEED LINE

High Feed & Moderate Milling

Unique Insert with
8 Cutting Edges Performs at
Fast Feed and Moderate Rates
for Different Milling Applications.

FFQ8 SZMU 12
Dia. Range for Facemill 2-4"

Suits All Face Milling Needs



Dovetail Clamping
Protects the Insert
from Disengaging

NEOFEED
HIGH FEED LINE

FFQ8-12

Fast Feed Face Mills Carrying Double-Sided Inserts with 8 Cutting Edges

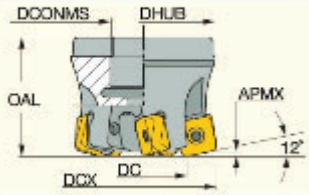

Designation	DC	DCX[1]	APMX	CICT[2]	OAL	DHUB	DCONMS	Arbor	RMPX*[3]	MDN[4]	MDX[5]	MIID[6]	
FFQ8 D2.00-05-0.75-12	1.236	2.000	.0600	5	1.500	1.850	.750	A	.3	3.236	3.960	FFQ8 SZMU 120520	1.61
FFQ8 D2.50-06-1.00-12	1.736	2.500	.0600	6	1.750	2.250	1.000	A	.2	4.236	4.960	FFQ8 SZMU 120520	.00
FFQ8 D3.00-07-1.00-12	2.236	3.000	.0600	7	1.750	2.250	1.000	A	.2	5.236	5.960	FFQ8 SZMU 120520	3.64
FFQ8 D4.00-08-1.50-12	3.236	4.000	.0600	8	2.000	3.230	1.500	B	.1	7.236	7.960	FFQ8 SZMU 120520	.00

- Radius for programming .142"

(1) Cutting diameter maximum
(2) Number of inserts
(3) Maximum ramping angle
(4) For interpolation
(5) For interpolation
(6) Master insert identification

Tool+Cutter
www.toolandcutter.com

Spare Parts

Designation				
FFQ8 D2.00-05-0.75-12	SR M4X0.7-L11.5 IP15	BLD IP15/S7	SW6-T-SH	SR UNF 3/8X1 B18.3
FFQ8 D2.50-06-1.00-12	SR M4X0.7-L11.5 IP15	BLD IP15/S7	SW6-T-SH	SR UNF 1/2X20X1 B18.3
FFQ8 D3.00-07-1.00-12	SR M4X0.7-L11.5 IP15	BLD IP15/S7	SW6-T-SH	SR UNF 1/2X20X1 B18.3
FFQ8 D4.00-08-1.50-12	SR M4X0.7-L11.5 IP15	BLD IP15/M7	SW6-T-SH	

FF
Fast Feed

MF
Moderate Feed

One Insert for both
Fast Feed and Moderate Feed Milling

NEOFEED
HIGH FEED LINE

MFQ8-12

Fast Feed Face Mills Carrying Double-Sided Inserts with 8 Cutting Edges

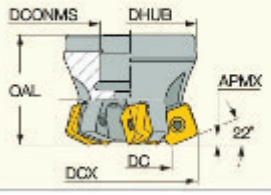

Designation	DC	DCX[1]	APMX	CICT[2]	OAL	DHUB	DCONMS	Arbor	MIID[3]	Lbs
MFQ8 D2.00-05-0.75-12	1.276	2.000	.1180	5	1.500	1.850	.750	A	FFQ8 SZMU 120520	1.48
MFQ8 D2.50-06-1.00-12	1.776	2.500	.1180	6	1.750	2.250	1.000	A	FFQ8 SZMU 120520	.00
MFQ8 D3.00-07-1.00-12	2.276	3.000	.1180	7	1.750	2.250	1.000	A	FFQ8 SZMU 120520	3.38
MFQ8 D4.00-08-1.50-12	3.276	4.000	.1180	8	2.000	3.230	1.500	B	FFQ8 SZMU 120520	.00

- Radius for programming .197"

(1) Cutting diameter maximum

(2) Number of inserts

(3) Master insert identification

Spare Parts

Designation				
MFQ8 D2.00-05-0.75-12	SR M4X0.7-L11.5 IP15	BLD IP15/S7	SW6-T-SH	SR UNF 3/8X1 B18.3
MFQ8 D2.50-06-1.00-12	SR M4X0.7-L11.5 IP15	BLD IP15/S7	SW6-T-SH	SR UNF 1/2X20X1 B18.3
MFQ8 D3.00-07-1.00-12	SR M4X0.7-L11.5 IP15	BLD IP15/S7	SW6-T-SH	SR UNF 1/2X20X1 B18.3
MFQ8 D4.00-08-1.50-12	SR M4X0.7-L11.5 IP15	BLD IP15/M7	SW6-T-SH	

Tool+Cutter
www.toolandcutter.com

NEOFEED
HIGH FEED LINE

FFQ8 SZMU

Square Double-Sided
Inserts with 8 Cutting Edges
for Fast Feed Milling

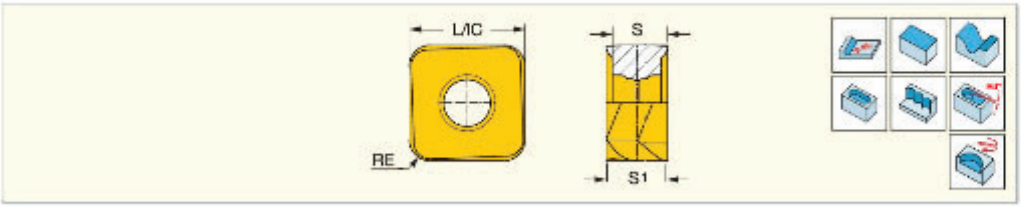

Designation	Dimensions				Tough ↔ Hard			
	L	S	RE	S1	IC882	IC830	IC808	IC810
FFQ8 SZMU 120520HP	.472	.230	.0787	.256	•	•	•	
FFQ8 SZMU 120520T	.472	.230	.0787	.256		•	•	•

• HP- for austenitic stainless steel and high temperature alloys • T- for steel, ferritic and martensitic stainless steel, cast iron and hardened steel

VIDEO

MULTI-MASTER
INDEXABLE HEADS

Ø1.25" Cost Effective Indexable Milling Heads

40,000 Indexable Solid Carbide Endmill Options

New 1.25" MULTI-MASTER Head
for Roughing, Semi-Finishing & Finishing
with Ramp Down Capabilities for
Cost Savings and High Productivity.

NEW 1.25" Head

MULTI-MASTER
INDEXABLE SOLID CARBIDE LINE

MM ECK-CF

5-Flute Heads with 35°/38° Helix Featuring Different Corner Radii

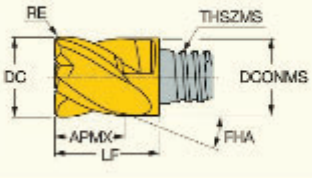

Designation	Dimensions DC	RE	NOF[1]	APMX	THSZMS	DCONMS	LF	RMPX°[2]	IC908	Recommended Machining Data f_z (inch/t)
MM ECK125H1.5R060-5T21	1.250	.0600	5	1.5000	T21	1.181	2.165	1.5	●	.0020-.0070
MM ECK125H1.5R120-5T21	1.250	.1200	5	1.5000	T21	1.181	2.165	1.3	●	.0020-.0070
MM ECK125H1.5R250-5T21	1.250	.2500	5	1.5000	T21	1.181	2.165	.7	●	.0020-.0070
MM ECK125H1.5R375-5T21	1.250	.3750	5	1.5000	T21	1.181	2.165	.5	●	.0020-.0070

• Do not apply lubricant to the threaded connection.
(1) Number of flutes
(2) Maximum ramping angle

MULTI-MASTER
INDEXABLE SOLID CARBIDE LINE
CHATTERFREE
MULTI-MASTER LINE

MM EC-CF

Interchangeable Solid Carbide Endmill Heads for Chatter Free Roughing and Finishing Operations

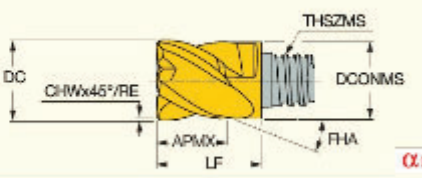

Designation	Dimensions DC	RE	NOF[1]	APMX	THSZMS	DCONMS	LF	FHA	CHW	IC908	Recommended Machining Data f_z (inch/t)
MM EC125E1.5R04CF-4T21	1.250	.0400	4	1.500	T21	1.181	2.165	38.0	-	●	.0023-.0070

• Do not apply lubricant to the threaded connection.
(1) Number of flutes

MULTI-MASTER

MM S-A (stepped shanks)

Stepped Cylindrical Shanks for Interchangeable Milling Heads

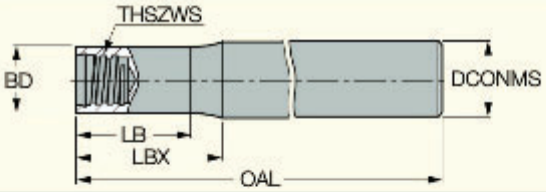

Designation	THSZWS	DCONMS	BD	LB	LBX	OAL	Shank[1]	Shank m.[2]	CSP[3]	RPMX[4]
MM S-A-L4/1.2-C1.25-T21	T21	1.250	1.181	1.200	1.32	4.000	C	S	0	12890
MM S-A-L5/2.5-C1.25-T21-C	T21	1.250	1.181	2.500	2.63	5.000	C	C	0	12890
MM S-A-L5.3/25-C125T21-C	T21	1.250	1.181	2.500	2.63	5.300	C	C	0	12890
MM S-A-L6.0/1.5-C1.25-T21	T21	1.250	1.181	1.500	1.63	6.000	C	S	0	12890
MM S-A-L7/4.0-C1.25-T21-C	T21	1.250	1.181	4.000	4.13	7.000	C	C	0	12890
MM S-A-L9/5.0-C1.25-T21-C	T21	1.250	1.181	5.000	5.13	9.000	C	C	0	12890
MM S-A-L11/8-C1.25-T21-C	T21	1.250	1.181	8.000	8.13	11.000	C	C	0	12890

• Do not apply lubricant to the threaded connection.
(1) C-Cylindrical
(2) S-steel, C-carbide
(3) 0 - Without coolant supply
(4) The maximum RPM must be calculated. Divide the listed max. RPM by the number of flutes (on the milling head) being used.

MULTI-MASTER

MM S-B (85° conical shanks)

Shanks for Interchangeable Milling Heads

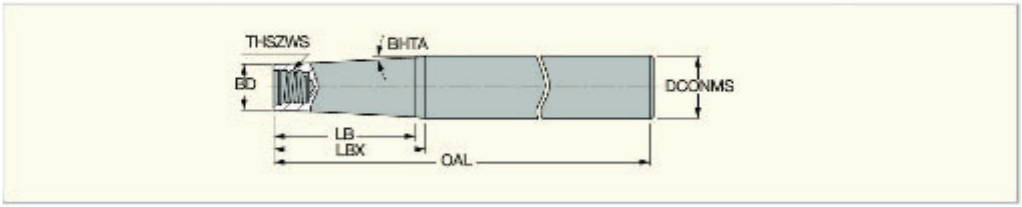

Designation	THSZWS	DCONMS	BD	BHTA	Shank[1]	LBX	LB	OAL	Shank m.[2]	RPMX[3]
MM S-B-L6.0/18-C1.50T21	T21	1.500	1.181	5.00	C	1.82	-	6.000	S	21840

- Do not apply lubricant to the threaded connection.

[1] C-Cylindrical

[2] S-steel

[3] The maximum RPM must be calculated. Divide the listed max. RPM by the number of flutes (on the milling head) being used.

MULTI-MASTER

MM S-A (straight shanks)

Shanks for Interchangeable Milling Heads

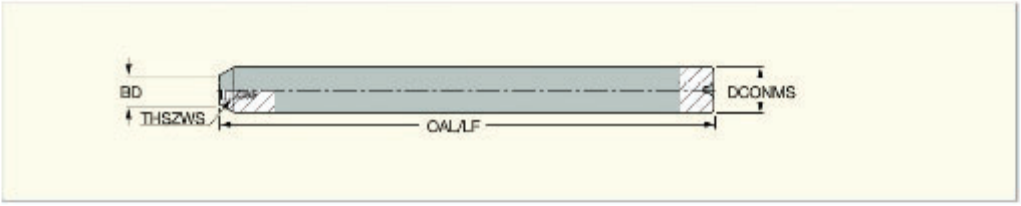

Designation	THSZWS	DCONMS	BD	OAL	Shank[1]	Shank m.[2]	RPMX[3]
MM S-A-L4.0-C1.50T21	T21	1.500	1.181	4.000	C	S	60000

- Do not apply lubricant to the threaded connection.

[1] C-Cylindrical

[2] S-steel

[3] The maximum RPM must be calculated. Divide the listed max. RPM by the number of flutes (on the milling head) being used.

Tool+Cutter
www.toolandcutter.com

VIDEO

MULTI-MASTER
INDEXABLE HEADS

75% Less Milling Passes with Barrel Heads

New Barrel Shaped MULTI-MASTER Head for Accurate Finishing Saves Valuable Machining Time.

Extremely Fast Milling

Barrel Shaped Head
Saves **up to 75% Passes**

Tool+Cutter
www.toolandcutter.com

Range: Ø.312" → Ø.5"

MULTI-MASTER
INDEXABLE SOLID CARBIDE LINE

NEOBARREL
PROFILE MILLING

MM ELB

Interchangeable Lens-Shaped (Barrel) Solid Carbide Head for 3D Profiling

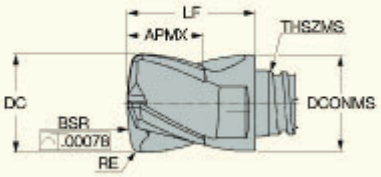

Designation	Dimensions								IC908
	DC	BSR	RE	APMX	THSZMS	DCONMS	NOF[1]	LF	
MM ELB312R625A19-4T05	.312	.6250	.0200	.1800	T05	.312	4	.394	•
MM ELB375R750A27-4T06	.375	.7500	.0390	.2700	T06	.375	4	.512	•
MM ELB500R1.0A35-4T08	.500	1.0000	.0390	.3500	T08	.500	4	.650	•

[1] Number of flutes

MULTI-MASTER
INDEXABLE SOLID CARBIDE LINE

NEOBARREL
PROFILE MILLING

MM EOB

Interchangeable Oval-Shaped (Barrel) Solid Carbide Head for 3D Profiling

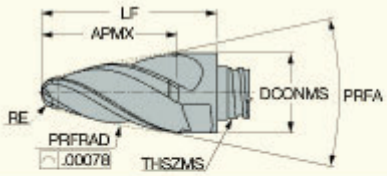

Designation	Dimensions								IC908
	PRFRAD	RE	APMX	PRFA	THSZMS	NOF[1]	DCONMS	LF	
MM EOB312R060R315A53-4T05	3.150	.0600	.5300	24.00	T05	4	.312	.709	•
MM EOB375R123R295A62-4T06	2.950	.1230	.6000	16.00	T06	4	.375	.866	•
MM EOB500R157R750A82-4T08	7.500	.1570	.8200	16.00	T08	4	.500	1.063	•

[1] Number of flutes

SOLIDMILL
PREMIUM LINE

NEOBARREL
PROFILE MILLING

SC EOB

Solid Carbide Oval-Shaped (Barrel) Endmills for 3D Profiling

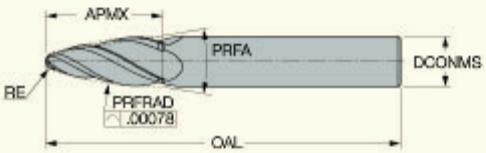

Designation	Dimensions								IC902
	PRFRAD	RE	APMX	PRFA	DCONMS	NOF[1]	OAL	Shank	
EOBI-R.06R3.5A87/7-4C312	3.500	.0600	.8700	13.80	.312	4	2.500	C	•
EOBI-R.08R3.38A92/7-4C375	3.375	.0800	.9100	14.68	.375	4	3.000	C	•
EOBI-R.08R3.12A1.1/10-4C5	3.125	.0800	1.1000	19.54	.500	4	3.000	C	•

[1] Number of flutes

Tool+Cutter
www.toolandcutter.com

SOLIDMILL PREMIUM LINE

NEOBARREL PROFILE MILLING

SC ETB

Solid Carbide Tapered-Shaped (Barrel) Endmills for 3D Profiling

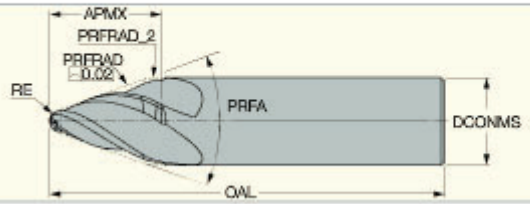

Designation	Dimensions									IC902
	PRFRAD	PRFRAD_2	RE	APMX	PRFA	DCONMS	NOF[1]	OAL	Shank	
ETBI-R.06R10A35/20-4C312	10.000	.150	.0600	.3750	40.00	.312	4	2.500	C	•
ETBI-R.06R10A40/20-4C375	10.000	.190	.1200	.4300	40.00	.375	4	3.000	C	•
ETBI-R.123R10A50/20-4C500	10.000	.250	.1228	.5500	40.00	.500	4	3.000	C	•

[1] Number of flutes

Tool+Cutter
www.toolandcutter.com

Barrel Shaped Head
Saves up to 75% Passes

NEOLOGIQHOLD

MACHINING INTELLIGENTLY

AMAZING PRODUCTIVITY



NEOCOLLET

INTEGRAL COLLET

VIDEO

NEOCOLLET
INTEGRAL COLLET

Highly Rigid and Accurate Collet

New Rigid Collet for **Small Diameter** Solid Carbide Milling Cutters.

Non pull out

Available for
ER16, 20, 25, 32, 40
with a Variety of
Extension Sizes

Through-Tool Coolant
Directed to SD Cutter Edges

NEOCOLLET
INTEGRAL COLLET

SD-S-A-ER-SP

Thermal Shrink Chucks with an Integral ER Collet

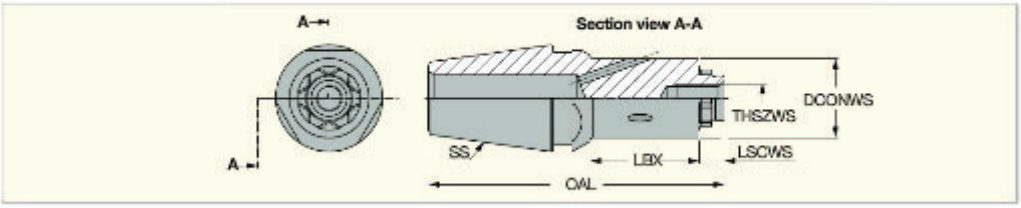

Designation	SS	LBX	DCONWS	THSZWS	LSCWS	OAL	Lbs
SD-S-A-H05-ER16-SP11-C	ER16	.197	.433	M4X0.5	.1516	1.431	.07
SD-S-A-H20-ER16-SP11-C	ER16	.787	.433	M4X0.5	.1516	2.022	.09
SD-S-A-H05-ER20-SP11-C	ER20	.197	.433	M4X0.5	.1516	1.569	.11
SD-S-A-H05-ER20-SP13-C	ER20	.197	.512	M4X0.5	.1713	1.589	.11
SD-S-A-H05-ER20-SP15-C	ER20	.197	.591	M5X0.5	.1929	1.610	.11
SD-S-A-H20-ER20-SP11-C	ER20	.787	.433	M4X0.5	.1516	2.159	.13
SD-S-A-H20-ER20-SP13-C	ER20	.787	.512	M4X0.5	.1713	2.179	.17
SD-S-A-H20-ER20-SP15-C	ER20	.787	.591	M5X0.5	.1929	2.201	.17
SD-S-A-H05-ER25-SP11-C	ER25	.197	.433	M4X0.5	.1516	1.687	.19
SD-S-A-H05-ER25-SP13-C	ER25	.197	.512	M4X0.5	.1713	1.707	.19
SD-S-A-H05-ER25-SP15-C	ER25	.197	.591	M5X0.5	.1929	1.728	.19
SD-S-A-H05-ER25-SP17-C	ER25	.197	.669	M6X0.5	.2362	1.772	.20
SD-S-A-H05-ER25-SP19-C	ER25	.197	.748	M6X0.5	.3346	1.870	.20
SD-S-A-H20-ER25-SP15-C	ER25	.787	.591	M5X0.5	.1929	2.319	.24
SD-S-A-H20-ER25-SP11-C	ER25	.787	.433	M4X0.5	.1516	2.278	.21
SD-S-A-H20-ER25-SP13-C	ER25	.787	.512	M4X0.5	.1713	2.297	.22
SD-S-A-H20-ER25-SP17-C	ER25	.787	.669	M6X0.5	.2362	2.362	.26
SD-S-A-H20-ER25-SP19-C	ER25	.787	.748	M6X0.5	.3346	2.461	.28
SD-S-A-H05-ER32-SP13-C	ER32	.197	.512	M4X0.5	.1713	1.943	.31
SD-S-A-H05-ER32-SP15-C	ER32	.197	.591	M5X0.5	.1929	1.965	.32
SD-S-A-H05-ER32-SP17-C	ER32	.197	.669	M6X0.5	.2362	2.008	.33
SD-S-A-H05-ER32-SP19-C	ER32	.197	.748	M6X0.5	.3346	2.106	.33
SD-S-A-H20-ER32-SP13-C	ER32	.787	.512	M4X0.5	.1713	2.533	.34
SD-S-A-H20-ER32-SP15-C	ER32	.787	.591	M5X0.5	.1929	2.555	.35
SD-S-A-H20-ER32-SP17-C	ER32	.787	.669	M6X0.5	.2362	2.598	.37
SD-S-A-H20-ER32-SP19-C	ER32	.787	.748	M6X0.5	.3346	2.697	.40
SD-S-A-H05-ER40-SP17-C	ER40	.197	.669	M6X0.5	.2362	2.244	.57
SD-S-A-H05-ER40-SP19-C	ER40	.197	.748	M6X0.5	.3346	2.331	.60
SD-S-A-H20-ER40-SP17-C	ER40	.787	.669	M6X0.5	.2362	2.835	.63
SD-S-A-H20-ER40-SP19-C	ER40	.787	.748	M6X0.5	.3346	2.933	.65

Tool+Cutter
www.toolandcutter.com

Through-Tool Coolant Directed to SD Cutter Edges

Spare Parts

Designation			
SD-S-A-H05-ER16-SP11-C	SR M4X0.5-SP11 HG	SW6-T-SH	BLD T15/S7
SD-S-A-H20-ER16-SP11-C	SR M4X0.5-SP11 HG	SW6-T-SH	BLD T15/S7
SD-S-A-H05-ER20-SP11-C	SR M4X0.5-SP11 HG	SW6-T-SH	BLD T15/S7
SD-S-A-H05-ER20-SP13-C	SR M4X0.5-SP13-IP15-HG	SW6-T-SH	BLD P15/S7
SD-S-A-H05-ER20-SP15-C	SR M5X0.5-SP15-IP20-HG	SW6-T-SH	BLD P20/S7
SD-S-A-H20-ER20-SP11-C	SR M4X0.5-SP11 HG	SW6-T-SH	BLD T15/S7
SD-S-A-H20-ER20-SP13-C	SR M4X0.5-SP13-IP15-HG	SW6-T-SH	BLD P15/S7
SD-S-A-H20-ER20-SP15-C	SR M5X0.5-SP15-IP20-HG	SW6-T-SH	BLD P20/S7
SD-S-A-H05-ER25-SP11-C	SR M4X0.5-SP11 HG	SW6-T-SH	BLD T15/S7
SD-S-A-H05-ER25-SP13-C	SR M4X0.5-SP13-IP15-HG	SW6-T-SH	BLD P15/S7
SD-S-A-H05-ER25-SP15-C	SR M5X0.5-SP15-IP20-HG	SW6-T-SH	BLD P20/S7
SD-S-A-H05-ER25-SP17-C	SR M6X0.5-SP17-IP20-HG	SW6-T-SH	BLD P20/S7
SD-S-A-H05-ER25-SP19-C	SR M6X0.5-SP17-IP20-HG	SW6-T-SH	BLD P20/S7
SD-S-A-H20-ER25-SP15-C	SR M5X0.5-SP15-IP20-HG	SW6-T-SH	BLD P20/S7
SD-S-A-H20-ER25-SP11-C	SR M4X0.5-SP11 HG	SW6-T-SH	BLD T15/S7
SD-S-A-H20-ER25-SP13-C	SR M4X0.5-SP13-IP15-HG	SW6-T-SH	BLD P15/S7
SD-S-A-H20-ER25-SP17-C	SR M6X0.5-SP17-IP20-HG	SW6-T-SH	BLD P20/S7
SD-S-A-H20-ER25-SP19-C	SR M6X0.5-SP17-IP20-HG	SW6-T-SH	BLD P20/S7
SD-S-A-H05-ER32-SP13-C	SR M4X0.5-SP13-IP15-HG	SW6-T-SH	BLD P15/S7
SD-S-A-H05-ER32-SP15-C	SR M5X0.5-SP15-IP20-HG	SW6-T-SH	BLD P20/S7
SD-S-A-H05-ER32-SP17-C	SR M6X0.5-SP17-IP20-HG	SW6-T-SH	BLD P20/S7
SD-S-A-H05-ER32-SP19-C	SR M6X0.5-SP17-IP20-HG	SW6-T-SH	BLD P20/S7
SD-S-A-H20-ER32-SP13-C	SR M4X0.5-SP13-IP15-HG	SW6-T-SH	BLD P15/S7
SD-S-A-H20-ER32-SP15-C	SR M5X0.5-SP15-IP20-HG	SW6-T-SH	BLD P20/S7
SD-S-A-H20-ER32-SP17-C	SR M6X0.5-SP17-IP20-HG	SW6-T-SH	BLD P20/S7
SD-S-A-H20-ER32-SP19-C	SR M6X0.5-SP17-IP20-HG	SW6-T-SH	BLD P20/S7
SD-S-A-H05-ER40-SP17-C	SR M6X0.5-SP17-IP20-HG	SW6-T-SH	BLD P20/S7
SD-S-A-H05-ER40-SP19-C	SR M6X0.5-SP17-IP20-HG	SW6-T-SH	BLD P20/S7
SD-S-A-H20-ER40-SP17-C	SR M6X0.5-SP17-IP20-HG	SW6-T-SH	BLD P20/S7
SD-S-A-H20-ER40-SP19-C	SR M6X0.5-SP17-IP20-HG	SW6-T-SH	BLD P20/S7

Tool+Cutter
www.toolandcutter.com

NEOLOGIQ GRADES

MACHINING INTELLIGENTLY

Turning Grades

	P	M	K	N	S	H
SUMO TEC 804					✓	
SUMO TEC 806					✓	
SUMO TEC 807	✓	✓	✓		✓	✓
SUMO TEC 6015		✓				
SUMO TEC 6025		✓				
SUMO TEC 8250	✓	✓				
SUMO TEC 8150	✓		✓			
SUMO TEC 8350	✓	✓				
SUMO TEC 5005	✓		✓			✓
SUMO TEC 5010			✓			

SUMO TEC 804
A hard submicron substrate. TiAlN PVD coated grade followed by a special "SUMO TEC" surface treatment. Suitable for turning hard nickel base alloys / Inconel (40-50 HRC) at low to medium cutting speeds.

SUMO TEC 806
A tough submicron substrate, TiAlN PVD coated grade followed by a special "SUMO TEC" surface treatment. Suitable for turning nickel-based high temperature alloys at low to medium cutting speeds.

SUMO TEC 807
A tough submicron substrate, improved TiAlN PVD coated grade for better chip flow. Suitable for turning heat resistant alloys, austenitic stainless steel and hard steel at low to medium cutting speeds.

SUMO TEC 6015
A very hard substrate with a cobalt enriched outer layer and alpha Al_2O_3 coating. Used for finishing and medium turning of stainless steel at high cutting speeds. Features long tool life and excellent repeatability.

SUMO TEC 6025
A tough substrate with MTCVD Al_2O_3 and TiCN coating. Recommended for machining stainless steel at high feeds and unfavorable conditions at medium cutting speed.

SUMO TEC 8250
A tough substrate with a cobalt enriched layer combined with improved MTCVD TiCN and a thick alpha Al_2O_3 CVD coating. Recommended for general use machining of steel in a wide range of conditions, featuring high toughness and resistance to chipping and plastic deformation.

SUMO TEC 8150
A very hard substrate with a cobalt enriched layer, improved MTCVD TiCN and a thick alpha Al_2O_3 CVD coating. Features excellent thermal stability, resistance to chipping and plastic deformation. Recommended for high speed machining of steel at stable or slightly unstable conditions.

SUMO TEC 8350
A very tough substrate with a cobalt enriched layer combined with an improved MTCVD TiCN and alpha Al_2O_3 CVD coating. Provides excellent toughness and chipping resistance on steel for interrupted and unstable cutting conditions.

SUMO TEC 5005
A hard substrate, MTCVD TiCN and thick Al_2O_3 coated grade with post coating surface treatment. Mainly used for turning nodular cast iron (may be used for other cast iron as well) at medium to high cutting speeds at stable or slightly unstable conditions. Can be used when higher wear resistance than that provided by IC5010 or other grades is required.

SUMO TEC 5010
A hard substrate, improved MTCVD TiCN and a thick alpha Al_2O_3 CVD coating. Features excellent thermal stability and improved toughness. Recommended mainly for grey cast iron at stable or slightly unstable conditions. Can also be used successfully on nodular cast iron.

Parting Grades

NEW! 1030

P	M	K	N	S	H
✓	✓				

AlTiN + TiN PVD coated grade on very tough substrate for parting and grooving applications at high feeds and low to medium speeds. Suitable for steels and stainless steel. The grade is recommended for interrupted cut and machining at unstable conditions.

SUMO TEC 830

P	M	K	N	S	H
✓	✓				

AlTiCrN + TiN PVD coated grade with a special SUMO TEC surface treatment on very tough substrate for parting and grooving of steel and stainless steel at low to medium speeds and medium to high feeds. The grade is recommended for interrupted cut and machining at unstable conditions.

NEW! 1010

P	M	K	N	S	H
✓	✓	✓		✓	✓

AlTiN + TiN PVD coated grade overlays on tough submicron substrate. Recommended for general use in parting and grooving operations on a large variety of materials as well as steel, alloy steels, austenitic stainless steel, and high temperature alloys at medium cutting speeds.

SUMO TEC 808

P	M	K	N	S	H
✓	✓	✓		✓	✓

A tough submicron substrate with AlTiCrN + TiN PVD coating and a special SUMO TEC surface treatment. Recommended for general use in parting and grooving operations on large variety of materials as well as steel, alloy steels, austenitic stainless steel, heat resistant alloys at medium cutting speeds.

SUMO TEC 807

P	M	K	N	S	H
✓	✓	✓		✓	✓

A very hard submicron substrate with AlTiCrN + TiN PVD coating and a special SUMO TEC surface treatment. Suitable for parting and grooving of steel, alloy steels, austenitic stainless steel, high temperature alloys and hard steels at medium to high cutting speeds.

Drilling Grades

SUMO TEC 107

P	M	K	N	S	H
			✓		

Diamond coated grade for drilling CFRP (Carbon Fiber Reinforced Plastic) and titanium CFRP laminates.

Milling Grades

NEW! **882**

P	M	K	N	S	H
	✓			✓	

A tough substrate, TiAlN PVD coated and a special surface treatment. Designed for machining austenitic stainless steel, titanium and high temperature alloys.

SUMO TEC **330**

P	M	K	N	S	H
✓	✓			✓	

A tough TiCN+TiN thin PVD coated grade with a special "SUMO TEC" surface treatment. Used for milling a wide range of workpiece materials, at low to medium cutting speeds and for unstable machining conditions.

NEW! SUMO TEC **5820**

P	M	K	N	S	H
	✓			✓	

A tough substrate with a MTCVD and alpha Al_2O_3 coating and a special surface treatment. Designed for machining austenitic stainless steel, titanium and high temperature alloys.

SUMO TEC **810**

P	M	K	N	S	H
✓		✓			

A TiAlN PVD coated grade. First choice for milling nodular cast iron at medium to high cutting speeds.

SUMO TEC **5100**

P	M	K	N	S	H
		✓			

A tough substrate with a MTCVD and TiCN/Al_2O_3 coating. Recommended for milling grey cast iron at high cutting speeds, providing extended tool life.

SUMO TEC **380**

P	M	K	N	S	H
				✓	✓

A tough submicron substrate, TiCN PVD coated and with a special surface treatment. Designed for machining heat resistant alloys, hardened steels and cast iron at medium to high cutting speeds, interrupted cut and unfavorable conditions. Excellent notch wear and built-up edge resistance. High resistance to mechanical and thermal shock – therefore milling with coolant may be applied.

SUMO TEC **5400**

P	M	K	N	S	H
✓					

A tough substrate with a MTCVD and alpha Al_2O_3 coating. Recommended for milling steel at high cutting speed, providing excellent tool life.

NEW! **840**

P	M	K	N	S	H
	✓			✓	

A PVD TiSiN coated tough grade and a special surface treatment. Suitable for milling austenitic stainless steel and high temperature alloys. Recommended for interrupted cuts and heavy operations.

NEW! SUMO TEC **845**

P	M	K	N	S	H
✓					

A PVD AlTiN coated tough grade and a special SUMO TEC surface treatment. Suitable for milling alloyed steel. Recommended for interrupted cut and heavy operations.

Turning, Milling and Drilling Grades

SUMO TEC 808

P	M	K	N	S	H
✓	✓	✓		✓	✓

A tough submicron substrate, improved TiAlN PVD coated grade for better chip flow. Designed for machining heat resistant alloys, austenitic stainless steel, hard alloys and carbon steel at medium to high cutting speeds, interrupted cut and unfavorable conditions.
Excellent notch wear and built-up edge resistance.

SUMO TEC 830

P	M	K	N	S	H
✓	✓			✓	

An improved TiAlN PVD coated tough grade for better chip flow. Suitable for machining stainless steel, high temperature alloys and other alloy steels. Recommended for interrupted cut and heavy operations.

908

P	M	K	N	S	H
✓	✓	✓		✓	✓

A tough submicron substrate, TiAlN PVD coated grade. Designed for machining heat resistant alloys, austenitic stainless steel, hard alloys and carbon steel at medium to high cutting speeds, interrupted cut and unfavorable conditions.
Excellent notch wear and built-up edge resistance.

NEW! SUMO TEC 5500

P	M	K	N	S	H
✓					

A tough substrate with a MTCVD and alpha Al_2O_3 coating. Recommended for machining martensitic stainless steel at high cutting speed providing excellent tool life.

Standard Grade **SUMO TEC Grade**

The SUMO TEC grades feature a special post-coating treatment which improves toughness and chipping resistance while reducing friction and built-up edge. The new process provides higher reliability and improves tool life substantially.

Machining **Logically** Guarantees

Productivity Solutions!

AMAZING PRODUCTIVITY

Move out of the Maze with ISCAR's **Intelligent** Chip Movers



ISCAR WORLD

App Store Play Store

Download Now!

NEOLOGIQ

MACHINING INTELLIGENTLY

Member IMC Group

ISCAR

www.iscar.com



Quality Standard

ISCAR has been certified by the prestigious Standards Institution, as being in full compliance to ensure delivery of the finest quality goods. Quality control facilities include the metallurgical laboratory, raw metal testing, an online testing procedure and a machining center for tool performance testing and final product inspection. Only the finest products are packaged for entry into ISCAR's inventory.

Tool+Cutter
Specialists in Cutting Tools Since 1969

phone - 800-265-6056
email - support@toolandcutter.com

WWW.TOOLANDCUTTER.COM

U.S.A.
ISCAR METALS, INC.
US Headquarters
& National Training Center
300 Westway Place
Arlington, TX 76018-1021
Tel +1 817 258 3200
Tech Tel 1-877-BY-ISCAR
Fax+1 817 258 3221
info@iscarmetals.com
www.iscarmetals.com

CANADA
ISCAR TOOLS INC.
Ontario
2100 Bristol Circle
Oakville, Ontario L6H 5R3
Tel: (905) 829 9000
Fax: (905) 829 9100
admin@iscar.ca
www.iscar.ca

Quebec
9860 Blvd du Golf
Anjou, QC H1J 2Y7
Tel +1 (514) 351 4848
Fax +1 (514) 351 0440

MÉXICO
ISCAR DE MÉXICO,
Av. de la Corte no. 3
Parque Ind El Marques
El Marques, Querétaro
C.P. 76246
Tel: +52 (442) 214 5505
Fax: +52 (442) 214 5510
iscarmex@iscar.com.mx
www.iscar.com.mx

"© 2013 Iscar Ltd. This document, as well as all information and other data contained herein and/or derived therefrom, including but not limited to, all trademarks, logos, trade-names, concepts, pictures, designs and/or devices, as well as any data from which any proprietary and/or intellectual property right may emanate ("Information"), is the sole and exclusive property of Iscar Ltd. and is protected by copyright and other applicable laws. No part of any Information may be used or otherwise disseminated for any purpose whatsoever without the express prior written consent of Iscar Ltd.
Items appearing in this catalog may be improved, amended or withdrawn without prior notice."

Please check ISCAR's online catalog www.iscar.com for the most current technical information regarding our products.

2/2021
3405121 G

Machine Intelligently with ISCAR's NEOLOGIQ Applications

All ISCAR's online apps, interfaces, and product catalogs in a single space

NEOITA · E-CAT · ISCAR · NPA · INDUSTREALIZE · FAQ · ITA · E-Commerce · Media Channel

Matrix · Machining Power · Publications · Productive Geometry · Grade Optimizer · Insert Wear · ISpot · MySales · Chip Thinning

Member IMC Group

ISCAR

www.iscar.com